

AS-Interface actuator module

VBA-4A-G10-E2J-1M-V15-G



- Ultra-compact enclosure
- Gold-plated and machined contacts
- One piece housing
- Degree of protection IP68 / IP69K
- Direct connection via cable outlet

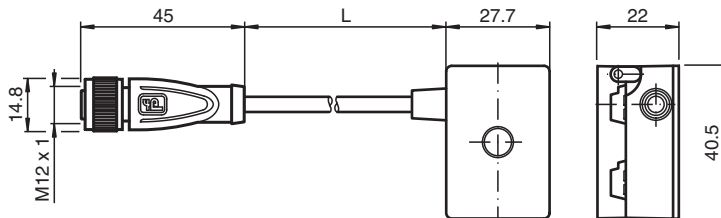
G10 ultra compact module, 4 outputs



Function

The AS-Interface G10 ultra-compact module is suitable for the remote connection of signal elements within very limited space. Up to 3 light and one siren element can be connected to the module. The one-piece enclosure has the protection degree IP68/IP69K. The AS-Interface flat cable is contacted via pointy, gold-plated contact pins. The exact location of the pins on the lead is ensured by the swivel mechanism. Actuators are connected to the module via M12 sockets. Multiple LEDs indicate the current status of the AS-Interface strand and are used for diagnosis.

Dimensions



Technical Data

General specifications

Node type	A/B node
AS-Interface specification	V3.0
Required gateway specification	V3.0
UL File Number	E223772 "For use in NFPA 79 Applications only"
MTBF	382 a

Indicators/operating means

LED FAULT	error display; LED red red: communication error or address is 0 red flashing: Output supply overload
LED AS-i	AS-Interface voltage; LED green

Electrical specifications

Release date: 2021-09-17 Date of issue: 2021-09-17 Filename: 268536_eng.pdf

Refer to "General Notes Relating to Pepperl+Fuchs Product Information".

Pepperl+Fuchs Group
www.pepperl-fuchs.com

USA: +1 330 486 0001
fa-info@us.pepperl-fuchs.com

Germany: +49 621 776 1111
fa-info@de.pepperl-fuchs.com

Singapore: +65 6779 9091
fa-info@sg.pepperl-fuchs.com

PEPPERL+FUCHS

Technical Data

Rated operating voltage	U_e	18.5 ... 31.6 V from AS-Interface
Rated operating current	I_e	≤ 40 mA / max. 150 mA
Protection class		III
Surge protection		U_e : Over voltage category III, safe isolated power supplies (PELV)
Output		
Number/Type		4 electronic outputs, PNP, overload and short-circuit proof
Supply		from AS-Interface
Voltage		≥ (U_e - 7.0 V)
Current loading capacity		≤ 100 mA Total current , overload and short-circuit protected
Directive conformity		
Electromagnetic compatibility		
Directive 2014/30/EU		EN 62026-2:2013
Standard conformity		
Degree of protection		EN 60529:2000
Fieldbus standard		EN 62026-2:2013
Electrical safety		IEC 61140:2004
Emitted interference		EN 61000-6-4:2011
AS-Interface		EN 62026-2:2013
Noise immunity		EN 61000-6-2:2005 EN 62026-2:2013
Programming instructions		
Profile		S-7.A.7
IO code		7
ID code		A
ID1 code		7
ID2 code		7
Data bits (function via AS-Interface)		Input Output
D0		- OUT1
D1		- OUT2
D2		- OUT3
D3		- OUT4
Parameter bits (programmable via AS-i)		function
P0		communication monitoring P0 = 1 (default settings), monitoring = ON, i.e. if communication fails, the outputs are de-energised P0 = 0, monitoring = OFF, if communication fails, the outputs maintain their condition
P1		not used
P2		Synchronous mode P2 = 0 synchronous mode on P2 = 1 synchronous mode off (default settings)
P3		not used
Approvals and certificates		
UL approval		cULus Listed, Type 1 enclosure
Ambient conditions		
Ambient temperature		-25 ... 70 °C (-13 ... 158 °F)
Storage temperature		-25 ... 80 °C (-13 ... 176 °F)
Shock and impact resistance		30 g, 11 ms in 6 spatial directions 3 shocks 10 g, 16 ms in 6 spatial directions 1000 shocks
Vibration resistance		0.75 mm 10 ... 57 Hz , 5 g 57 ... 150 Hz, 20 cycles
Mechanical specifications		
Degree of protection		housing: IP67 IP67 / IP68 / IP69K with flat cable VAZ-FK-S* M12 socket: IP67/IP68/IP69K
Connection		AS-Interface: AS-Interface flat cable Outputs & matching connector: M12 connector, 5-pin, A-coded, acc. to IEC 61076-2-101:2012
Material		
Contacts		CuSn / Au

Release date: 2021-09-17 Date of issue: 2021-09-17 Filename: 268536_eng.pdf

Refer to "General Notes Relating to Pepperl+Fuchs Product Information".

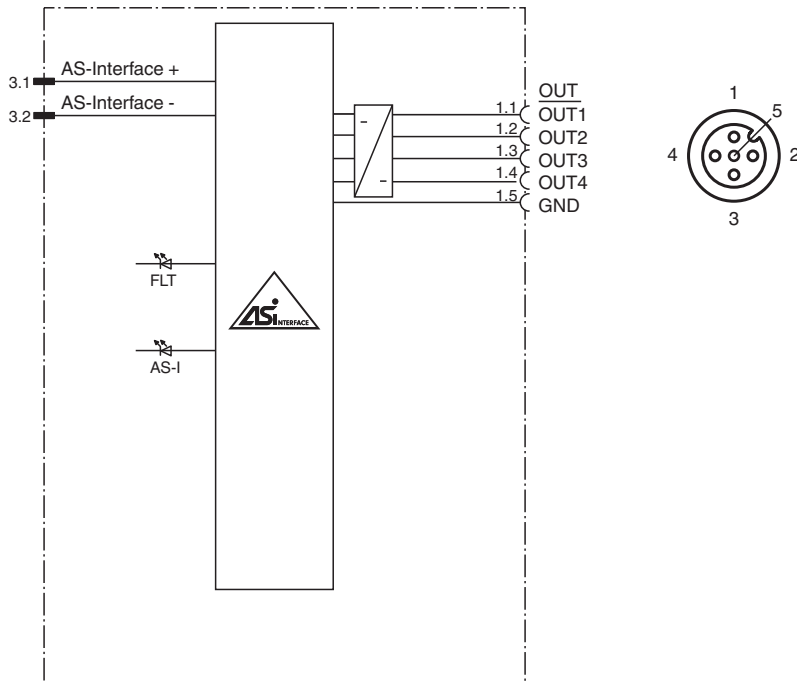
Pepperl+Fuchs Group
www.pepperl-fuchs.comUSA: +1 330 486 0001
fa-info@us.pepperl-fuchs.comGermany: +49 621 776 1111
fa-info@de.pepperl-fuchs.comSingapore: +65 6779 9091
fa-info@sg.pepperl-fuchs.com

PEPPERL+FUCHS

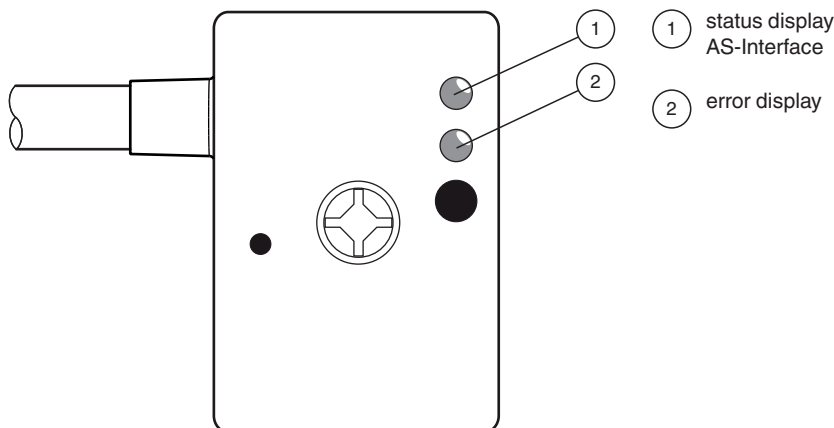
Technical Data

Housing	PBT PC
Body	PUR, black
Cable	PUR
Mounting screw	Stainless steel 1.4305 / AISI 303
Cable	
Sheath diameter	Ø4.8 mm
Color	black
Cores	5 x 0.34 mm ²
Length	L 1 m
Mass	81 g
Tightening torque, fastening screws	1.65 Nm
Tightening torque, cable gland	0.4 Nm

Connection



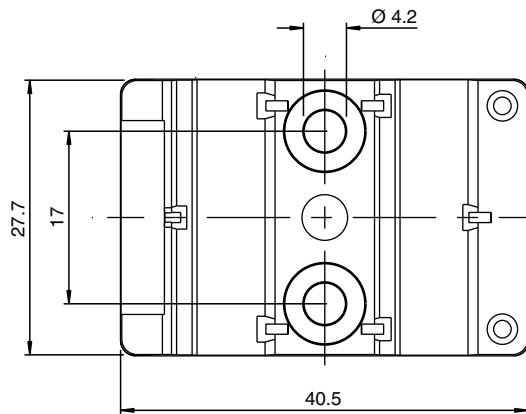
Assembly



Release date: 2021-09-17 Date of issue: 2021-09-17 Filename: 268536_eng.pdf

Refer to "General Notes Relating to Pepperl+Fuchs Product Information".

Mounting













You may screw the device onto a level mounting surface using two M4 attachment screws. The attachment screws are not included.

Connection

Do not connect inputs and outputs, which are supplied via the module from AS-interface or via auxiliary power, with power supply and signal circuits with external potentials.

Accessories

	VAZ-PK-FK-0,2M-V1-W	Adapter cable G10 module/hand-held programming device
	VAZ-CLAMP-40MM	Stack light terminal base with cover plate
	VAZ-CLAMP-70MM-90°	Stack light terminal base with cover plate
	VAZ-CLAMP-70MM	Stack light terminal base with cover plate
	VAZ-CLAMP-70MM-0,3M-V15-G	Signal tower connection element with end cover and M12 connection
	VAZ-HORN1-70MM-85DBA	Stack light audible alarm
	VAZ-HORN-70MM-0..100DBA-8TONE	Stack light siren element 8 tone
	VAZ-HORN-70MM-105DBA	Stack light audible alarm
	VAZ-HORN-70MM-105DBA	Stack light audible alarm
	VBA-4A-70MM	AS-Interface module for stack light