



Protective laminate PGV25M-CD100-CLEAR

- High chemical resistance
- Low weight
- Self-adhesive mounting
- High temperature resistance
- High mechanical stability

Protective laminate for PGV code tape

Technical Data

General specifications

Length	25 m
Width	100 mm
Inside diameter	150 mm (role core)

Ambient conditions

Operating temperature	-40 ... 130 °C (-40 ... 266 °F)
Installation temperature	10 ... 40 °C (50 ... 104 °F)
Environmental resistance	UV radiation Humidity Salt spray (150 h / 5%)
Chemical resistance	Oils Grease Fuels Aliphatic solvents Weak acids

Mechanical specifications

Material thickness	250 µm
Surface	Polycarbonate , matte
Mass	1.8 kg
Tensile strength	≥ 120 N
Adhesive	Acrylate-based adhesive ; curing 72 h
Adhesive strength	Average values (FTM1) Steel : 20 N / 25 mm PP : 18 N / 25 mm

Mounting

Cleaning the surface

1. Use clean (lint-free and plasticizer-free) cleaning cloths to clean the surfaces.
2. Depending on how dirty the surface is, use suitable cleaning agents such as n-heptane, ethanol or isopropanol-water mixtures in a ratio of 50:50.
3. Repeat the cleaning process until the surface is absolutely dry, free of dust, oil, oxides, separating agents and other contaminants.
4. To avoid re-contamination (dust, fingerprints), stick the cleaned surface as soon as possible.

Applying the self-adhesive protective film

1. Maintain a processing temperature of at least + 10°C.
2. When unwinding the protective film, use a deflection roller to avoid imperfections during lamination. The adhesive should be peeled off at as small an angle as possible.
3. Press or roll on the protective film well with approx. 20 N/cm².
4. To prevent dirt and moisture from penetrating, seal splices and cut edges with sections of adhesive tape.

Release date: 2022-07-18 Date of issue: 2022-07-22 Filename: 275589_eng.pdf

Refer to "General Notes Relating to Pepperl+Fuchs Product Information".

Pepperl+Fuchs Group
www.pepperl-fuchs.com





















USA: +1 330 486 0001
fa-info@us.pepperl-fuchs.com

Germany: +49 621 776 1111
fa-info@de.pepperl-fuchs.com

Singapore: +65 6779 9091
fa-info@sg.pepperl-fuchs.com

PF PEPPERL+FUCHS

Matching System Components




	PGV100-F200A-B25-V1D-8438	Read head for incident light positioning system
	PGV100-F200-B17-V1D-7477	Read head for incident light positioning system
	PGV100-F200-R4-V19	Read head for incident light positioning system
	PGV100I-F200-B16-V15	Read head for incident light positioning system
	PGV100I-F200-R4-V19	Read head for incident light positioning system
	PGV100SI-F200A-R4-V19	Read head for incident light positioning system
	PGV100SI-F200A-R4-V19-7941	Read head for incident light positioning system
	PGV150I-F200A-B17-V1D	Read head for incident light positioning system
	PGV150I-F200A-B25-V1D	Read head for incident light positioning system
	PGV150I-F200A-R4-V19	Read head for incident light positioning system
	PGV150I-F200-B16-V15	Read head for incident light positioning system
	PGV100AQ-F200A-B28-V1D	Read head for incident light positioning system
	PGV100AQ-F200-B28-V1D	Read head for incident light positioning system
	PGV100-F200A-B16-V15-8438	Read head for incident light positioning system
	PGV100-F200A-B16-V15	Read head for incident light positioning system
	PGV100-F200A-B17-V1D	Read head for incident light positioning system
	PGV100-F200A-B25-V1D	Read head for incident light positioning system
	PGV100-F200A-B6-V15B	Read head for incident light positioning system
	PGV100-F200A-R4-V19	Read head for incident light positioning system
	PGV100-F200A-R4-V19-6829	Read head for incident light positioning system

Release date: 2022-07-18 Date of issue: 2022-07-22 Filename: 275589_eng.pdf

Refer to "General Notes Relating to Pepperl+Fuchs Product Information".

Pepperl+Fuchs Group
www.pepperl-fuchs.comUSA: +1 330 486 0001
fa-info@us.pepperl-fuchs.comGermany: +49 621 776 1111
fa-info@de.pepperl-fuchs.comSingapore: +65 6779 9091
fa-info@sg.pepperl-fuchs.com
 **PEPPERL+FUCHS**

Matching System Components

	PGV100R-F200-B16-CJD	Read head for incident light positioning system
	PGV100A-F200-B28-V1D	Read head for incident light positioning system
	PGV100A-F200A-B28-V1D	Read head for incident light positioning system

Release date: 2022-07-18 Date of issue: 2022-07-22 Filename: 275589_eng.pdf

Refer to "General Notes Relating to Pepperl+Fuchs Product Information".

Pepperl+Fuchs Group
www.pepperl-fuchs.com

USA: +1 330 486 0001
fa-info@us.pepperl-fuchs.com

Germany: +49 621 776 1111
fa-info@de.pepperl-fuchs.com

Singapore: +65 6779 9091
fa-info@sg.pepperl-fuchs.com