




Control code tape

PGV-CC25-00371-00003-SET

- High chemical resistance
- Low weight
- Self-adhesive mounting
- High temperature resistance
- High mechanical stability

Control code tape für PGV System

Dimensions



Technical Data

| General specifications | |
|---------------------------|---|
| Start marker number | 371 |
| Number | 3 |
| Length | 1 m per control code number |
| Width | 25 mm (1 row version) |
| Ambient conditions | |
| Operating temperature | -40 ... 100 °C (-40 ... 212 °F) |
| Installation temperature | 10 ... 40 °C (50 ... 104 °F) |
| Environmental resistance | UV radiation Humidity Salt spray (150 h / 5%) |
| Chemical resistance | Oils Grease Fuels Aliphatic solvents Weak acids |
| Mechanical specifications | |
| Material thickness | 150 µm |
| Material | polyester laminate |

Release date: 2023-07-12 Date of issue: 2023-07-12 Filename: 299655-100057_eng.pdf

Refer to "General Notes Relating to Pepperl+Fuchs Product Information".

Pepperl+Fuchs Group
www.pepperl-fuchs.com

USA: +1 330 486 0001
fa-info@us.pepperl-fuchs.com

Germany: +49 621 776 1111
fa-info@de.pepperl-fuchs.com

Singapore: +65 6779 9091
fa-info@sg.pepperl-fuchs.com

PF PEPPERL+FUCHS

Technical Data

| | |
|-------------------------|--|
| Surface | polyester , matte |
| Mass | 6.3 g / m |
| Tensile strength | ≥ 150 N |
| Manufacturing tolerance | ± 1 mm/m |
| Adhesive | Acrylate-based adhesive ; curing 72 h |
| Adhesive strength | Average values (FTM2) Aluminum : 24 N / 25 mm High grade stainless steel : 25 N / 25 mm ABS : 22 N / 25 mm PP : 18 N / 25 mm HD-PE : 12 N / 25 mm LD-PE : 12 N / 25 mm |

Additional Information

Example for order information
 Control codes **150** to **199** are required. The order is placed using the start number for the number range and the end number for the number range.
 This results in the order designation **PGV-CC25-150-050-SET**. The number **50** in the order designation represents the number of control code strips each measuring 1 m. The number **150** in the order designation represents the start number.
 NOTE: Control code numbers from 1 ... 999 can be ordered as required. In this example, the delivery consists of 50 control code strips, each measuring 1 m long. The control code tape is 1-meter long and can also be shortened if required. Please note that, depending on the travel speed and the measuring rate of the read head, the control code tape must have a minimum length to be detected reliably.

Type Code

Structure of the type code (Ordering information)

| | | | | | | | | | | | | | | | | | | | | | | | |
|---|---|---|---|---|---|---|---|---|-----|-----|-----|-----|-----|---|-----|-----|-----|-----|-----|---|---|---|---|
| P | G | V | - | C | C | 2 | 5 | - | (1) | (1) | (1) | (1) | (1) | - | (2) | (2) | (2) | (2) | (2) | - | S | E | T |
|---|---|---|---|---|---|---|---|---|-----|-----|-----|-----|-----|---|-----|-----|-----|-----|-----|---|---|---|---|

| | |
|------------|------------------------|
| PGV | Sensor Type |
| PGV | Position Guided Vision |



| | |
|-----------|---------------------------------------|
| CC | Code type |
| C | Data Matrix ECC200, Symbol size 12x12 |
| C | Control code |

| | |
|-----------|---------------------------------------|
| 25 | Width of the control code tape |
| 25 | 25 mm |

| | |
|----------------------------|---------------------------------------|
| (1) (1) (1) (1) (1) | Start control code no. |
| 00001 ... 00999 | Start number of the control code tape |

| | |
|----------------------------|---|
| (2) (2) (2) (2) (2) | Number |
| 00001 ... 00999 | Number of control code strips, each 1 m long. |

Accessories

| | | |
|---|---------------------------|---------------------------------------|
|  | PGV25M-CD160-CLEAR | Protective laminate for PGV code tape |
|  | PGV25M-CD100-CLEAR | Protective laminate for PGV code tape |

Release date: 2023-07-12 Date of issue: 2023-07-12 Filename: 299655-100057_eng.pdf