




# Control code tape PGV-CC25-00017-00001-SET

- High chemical resistance
- Low weight
- Self-adhesive mounting
- High temperature resistance
- High mechanical stability

Control code tape für PGV System

## Dimensions



## Technical Data

General specifications	
Start marker number	17
Number	1
Length	1 m per control code number
Width	25 mm (1 row version)
Ambient conditions	
Operating temperature	-40 ... 100 °C (-40 ... 212 °F)
Installation temperature	10 ... 40 °C (50 ... 104 °F)
Environmental resistance	UV radiation Humidity Salt spray (150 h / 5%)
Chemical resistance	Oils Grease Fuels Aliphatic solvents Weak acids
Mechanical specifications	
Material thickness	150 µm
Material	polyester laminate

Release date: 2023-07-12 Date of issue: 2023-07-12 Filename: 299655-100148\_eng.pdf

Refer to "General Notes Relating to Pepperl+Fuchs Product Information".

Pepperl+Fuchs Group  
www.pepperl-fuchs.com

USA: +1 330 486 0001  
fa-info@us.pepperl-fuchs.com

Germany: +49 621 776 1111  
fa-info@de.pepperl-fuchs.com

Singapore: +65 6779 9091  
fa-info@sg.pepperl-fuchs.com

**PF** PEPPERL+FUCHS

**Technical Data**

Surface	polyester , matte
Mass	6.3 g / m
Tensile strength	≥ 150 N
Manufacturing tolerance	± 1 mm/m
Adhesive	Acrylate-based adhesive ; curing 72 h
Adhesive strength	Average values (FTM2) Aluminum : 24 N / 25 mm High grade stainless steel : 25 N / 25 mm ABS : 22 N / 25 mm PP : 18 N / 25 mm HD-PE : 12 N / 25 mm LD-PE : 12 N / 25 mm

**Additional Information**

**Example for order information**  
 Control codes **150** to **199** are required. The order is placed using the start number for the number range and the end number for the number range.  
 This results in the order designation **PGV-CC25-150-050-SET**. The number **50** in the order designation represents the number of control code strips each measuring 1 m. The number **150** in the order designation represents the start number.  
 NOTE: Control code numbers from 1 ... 999 can be ordered as required. In this example, the delivery consists of 50 control code strips, each measuring 1 m long. The control code tape is 1-meter long and can also be shortened if required. Please note that, depending on the travel speed and the measuring rate of the read head, the control code tape must have a minimum length to be detected reliably.

**Type Code**

**Structure of the type code (Ordering information)**

P	G	V	-	C	C	2	5	-	(1)	(1)	(1)	(1)	(1)	-	(2)	(2)	(2)	(2)	(2)	-	S	E	T
---	---	---	---	---	---	---	---	---	-----	-----	-----	-----	-----	---	-----	-----	-----	-----	-----	---	---	---	---

<b>PGV</b>	<b>Sensor Type</b>
PGV	Position Guided Vision



<b>CC</b>	<b>Code type</b>
C	Data Matrix ECC200, Symbol size 12x12
C	Control code

<b>25</b>	<b>Width of the control code tape</b>
25	25 mm

<b>(1) (1) (1) (1) (1)</b>	<b>Start control code no.</b>
00001 ... 00999	Start number of the control code tape

<b>(2) (2) (2) (2) (2)</b>	<b>Number</b>
00001 ... 00999	Number of control code strips, each 1 m long.

**Accessories**

	<b>PGV25M-CD160-CLEAR</b>	Protective laminate for PGV code tape
	<b>PGV25M-CD100-CLEAR</b>	Protective laminate for PGV code tape

Release date: 2023-07-12 Date of issue: 2023-07-12 Filename: 299655-100148\_eng.pdf