

**Features**

- 1-channel
- DC version, negative polarity
- Working voltage 12 V at 2 μA
- Series resistance max. 161 Ω
- Fuse rating 80 mA
- Terminal Base or Termination Board mounting, pluggable
- Replaceable fuse

**Function**

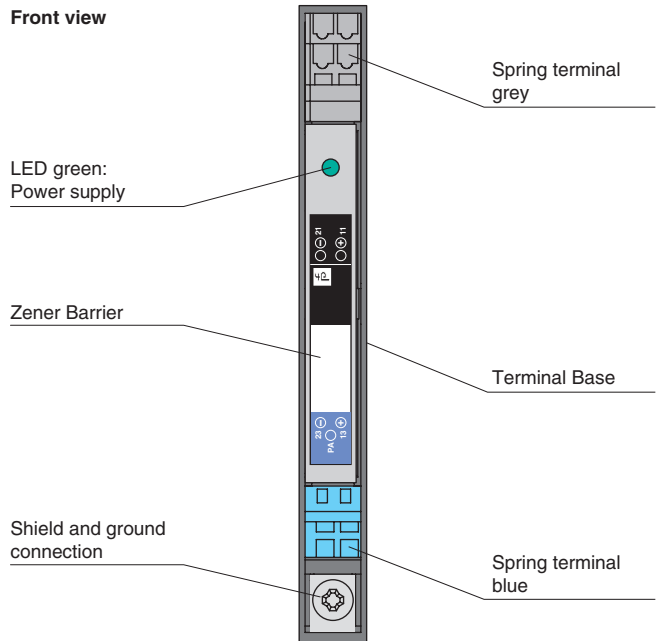
The Zener Barrier prevents the transfer of unacceptably high energy from the safe area into the hazardous area.

The zener diodes in the Zener Barrier are connected in the reverse direction. The breakdown voltage of the diodes is not exceeded in normal operation. If this voltage is exceeded, due to a fault in the safe area, the diodes start to conduct, causing the fuse to blow. The Zener Barrier has a negative polarity, i. e. the cathodes of the zener diodes are grounded.

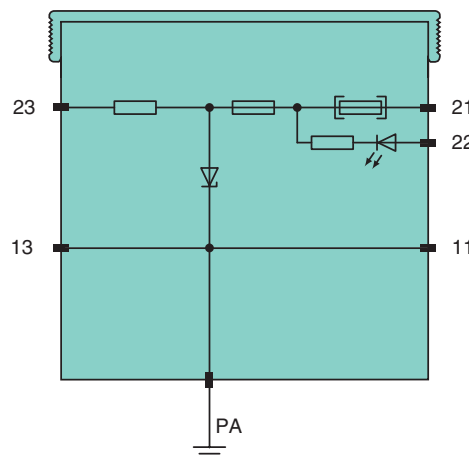
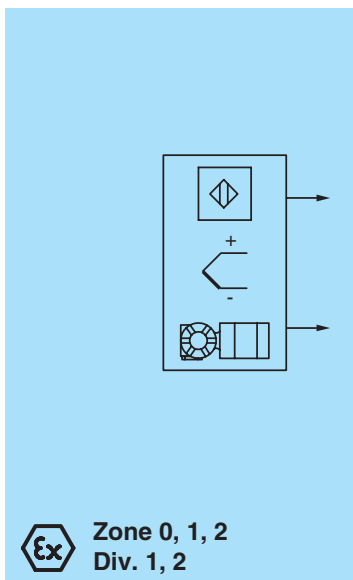
Additionally this Zener Barrier is equipped with a replaceable fuse.

Zener Barriers will be supplied without terminal base or termination board. Please order separately (accessories see technical data).

**Assembly**



**Connection**



Release date 2014-03-21 13:18 Date of issue 2014-03-24 545551\_eng.xml

Refer to "General Notes Relating to Pepperl+Fuchs Product Information".

Pepperl+Fuchs Group  
www.pepperl-fuchs.com

USA: +1 330 486 0002  
pa-info@us.pepperl-fuchs.com

Germany: +49 621 776 2222  
pa-info@de.pepperl-fuchs.com

Singapore: +65 6779 9091  
pa-info@sg.pepperl-fuchs.com

<b>General specifications</b>		
Type	DC version, negative polarity	
<b>Electrical specifications</b>		
Nominal resistance	without back-up fuse 149.5 Ω , with back-up fuse 157 Ω	
Series resistance	without back-up fuse max. 152.5 Ω , with back-up fuse max. 161 Ω	
Fuse rating	internal fuse 80 mA , back-up fuse (fast acting) 80 mA	
<b>Hazardous area connection</b>		
Connection	terminals 13, 23	
<b>Safe area connection</b>		
Connection	terminals 11, 21, 22	
Working voltage	12 V at 2 μA	
<b>Conformity</b>		
Degree of protection	IEC 60529	
<b>Ambient conditions</b>		
Ambient temperature	-20 ... 60 °C (-4 ... 140 °F)	
Storage temperature	-40 ... 80 °C (-40 ... 176 °F)	
Relative humidity	< 75 % (annual mean) < 95 % (30 d/year), no moisture condensation	
<b>Mechanical specifications</b>		
Degree of protection	IP20 (installed on Terminal Base or Termination Board)	
Connection	wiring via Terminal Base or Termination Board	
Mass	approx. 70 g	
Dimensions	9.7 x 70.4 x 68.2 mm (0.4 x 2.8 x 2.7 in)	
Construction type	pluggable housing	
Mounting	Terminal Base or Termination Board mounting on 35 mm DIN rail acc. to DIN EN 60715	
<b>Data for application in connection with Ex-areas</b>		
EC-Type Examination Certificate	TÜV 99 ATEX 1449 X , for additional certificates see <a href="http://www.pepperl-fuchs.com">www.pepperl-fuchs.com</a>	
Group, category, type of protection	 II (1) G [Ex ia] IIC  II (1) D [Ex iaD]	
Voltage	U <sub>o</sub>	15 V
Current	I <sub>o</sub>	150 mA
Power	P <sub>o</sub>	562 mW
<b>Supply</b>		
Maximum safe voltage	U <sub>m</sub>	250 V
<b>Directive conformity</b>		
Directive 94/9/EC	EN 60079-0, EN 60079-11, EN60079-26, EN 61241-0, EN 61241-11	
<b>General information</b>		
Supplementary information	EC-Type Examination Certificate, Statement of Conformity, Declaration of Conformity, Attestation of Conformity and instructions have to be observed where applicable. For information see <a href="http://www.pepperl-fuchs.com">www.pepperl-fuchs.com</a> .	
<b>Accessories</b>		
Designation	Terminal Base for 1 Zener Barrier: SB9101 Termination Board for 6 Zener Barriers: SB9106 Termination Board for 10 Zener Barriers: SB9100 grounding rail for 20 units: SB9220 grounding rail for 10 units: SB9221 grounding rail for 6 units: SB9222	

Release date 2014-03-21 13:18 Date of issue 2014-03-24 545551\_eng.xml

Refer to "General Notes Relating to Pepperl+Fuchs Product Information".

Pepperl+Fuchs Group  
www.pepperl-fuchs.com

USA: +1 330 486 0002  
pa-info@us.pepperl-fuchs.com

Germany: +49 621 776 2222  
pa-info@de.pepperl-fuchs.com

Singapore: +65 6779 9091  
pa-info@sg.pepperl-fuchs.com