



## Connection cable, Ethernet V19SX-G-GN35M-PUR-E2S-V45-G

- Hard-wearing PUR cable
- Industrial Ethernet
- UL listed for USA and Canada
- Halogen-free
- Screw connection suitable for tool assembly
- Immunity to vibration, with mechanical latching

Ethernet bus cable M12 plug straight X-coded to RJ45 plug straight Ethernet-coded, 8-pin, PUR cable green, Cat6A, pairs shielded and overall shield



### Dimensions



### Technical Data

#### General specifications

Connector 1	
Connection	plug
Construction type	M12
Style	straight
Locking	screw connection
Number of pins	8
Coding	X-coded
Connector 2	
Connection	plug
Construction type	RJ45
Style	straight
Locking	snap locking
Number of pins	8
Coding	EtherNet/IP
UL File Number	E520112

#### Electrical specifications

Operating voltage	$U_B$	max. 50 V AC / 60 V DC
Operating current	$I_B$	max. 0.5 A

#### Conformity

Degree of protection	EN 60529
Fieldbus standard	IEEE 802.3an 10GBASE-T
Plug connection	connector M12 x 1 : IEC 61076-2-109 connector RJ45 : IEC 60603-7

Release date: 2023-07-04 Date of issue: 2023-07-04 Filename: 70117759\_eng.pdf

Refer to "General Notes Relating to Pepperl+Fuchs Product Information".

Pepperl+Fuchs Group  
www.pepperl-fuchs.com

USA: +1 330 486 0001  
fa-info@us.pepperl-fuchs.com

Germany: +49 621 776 1111  
fa-info@de.pepperl-fuchs.com

Singapore: +65 6779 9091  
fa-info@sg.pepperl-fuchs.com

**PF** PEPPERL+FUCHS

## Technical Data

Component category	CAT6A (IEC 11801, EN 50173)	
Flammability	IEC 60332-1-2 , UL 1581	
<b>Ambient conditions</b>		
Ambient temperature		
Cable, fixed	-40 ... 85 °C (-40 ... 185 °F)	
Cable, flexing	-10 ... 60 °C (14 ... 140 °F)	
Pollution degree	3	
<b>Mechanical specifications</b>		
<b>Connector 1</b>		
Tightening torque	0.6 Nm	
Loosening protection	available	
Tool installation	straight knurling , hexagon nut SW = 13 mm	
Mating cycles	min. 100	
Shielding	shield connected to screw connection	
Degree of protection	IP67	
<b>Connector 2</b>		
Loosening protection	available	
Mating cycles	min. 750	
Shielding	shield connected to connector	
Degree of protection	IP20	
Cable	according to IEC/EN 60228 (DIN VDE 0295) class 5	
Sheath diameter	6.2 mm	
Bending radius	max. 50 mm active max. 25 mm fixed	
Sheath color	green (similar to RAL 6018)	
Number of cores	8	
Core cross section	0.14 mm <sup>2</sup>	
Cores color	Core 1: white/orange Core 2: orange Core 3: white/green Core 4: green Core 5: white/brown Core 6: brown Core 7: white/blue Core 8: blue	
Core construction	7 x 0.404 mm Ø twisted pairs , twisted pair shield	
Shield	tinned copper braiding twisted pair shield : aluminum-lined polyester foil	
Length	L	35 m
Cable code	Li 02YSC 11Y 4 x 2 x 0,14 (AWG26/7)	
<b>Material</b>		
Halogen-free	yes	
<b>Connector 1</b>		
Screw connection	Zinc diecast, nickel-plated	
Body	TPU, black	
Contact surface	Ni/Au	
Flammability	V-2	
<b>Connector 2</b>		
Body	PC	
Contact surface	Ni/Au	
Flammability	V-0	
<b>Cable</b>		
Sheathing	PUR	
Core insulation	PE	
UV resistance	yes	
Oil resistance	yes	

Release date: 2023-07-04 Date of issue: 2023-07-04 Filename: 70117759\_eng.pdf

Refer to "General Notes Relating to Pepperl+Fuchs Product Information".

 Pepperl+Fuchs Group  
www.pepperl-fuchs.com

 USA: +1 330 486 0001  
fa-info@us.pepperl-fuchs.com

 Germany: +49 621 776 1111  
fa-info@de.pepperl-fuchs.com

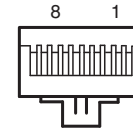
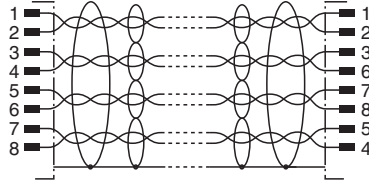
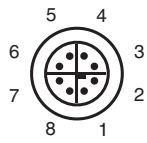
 Singapore: +65 6779 9091  
fa-info@sg.pepperl-fuchs.com

 **PEPPERL+FUCHS**








## Technical Data

Flammability	FT1
--------------	-----

## Connection



## Accessories

	<b>MH V1-SCREWDRIVER</b>	Torque screwdriver (0.6 Nm)
	<b>MH V1-BIT M12</b>	plug-in cap M12
	<b>V1/V3-LABELHOLDER</b>	Label holder
	<b>V1/V3-LABEL</b>	Label plate
	<b>MH V1-Holder</b>	Modular universal holder for M12 connectors
	<b>V1-CLIP</b>	Unlocking protector for M12 connector
	<b>V1-MARKING-RING-COLOR</b>	Marking rings for M12 connectors, various colors

Release date: 2023-07-04 Date of issue: 2023-07-04 Filename: 70117759\_eng.pdf