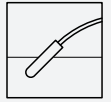




Float Switch Combination

LFLC23-CK-CSM1-EMS-Y



- Float switch combination with 3 float switches
- Adjustable switch point position
- Switch element: microswitch, **mercury-free**
- CSM cable for aggressive acids and lyes

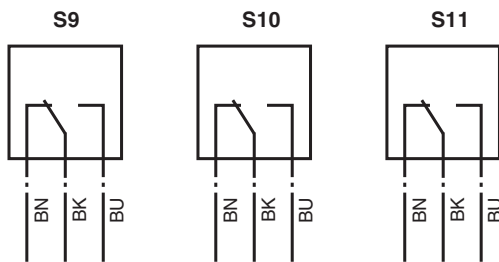
Float switch combination with 3 float switches, guide tube length 0.474 m, cable



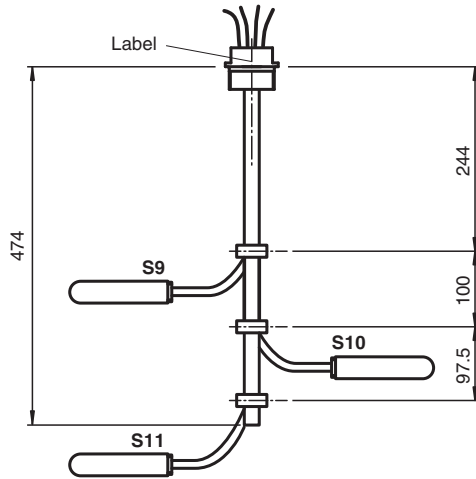
Function

The float switch combination can be used in water, lyes, and slightly aggressive liquids. The combination has of a guide tube with 3 float switches. The float switches are fitted with microswitches (change-over contacts) that switch in the event of a deviation from the horizontal position.

Connection



Dimensions




Technical Data


General specifications	
Series	LFLC
Construction type	Float Switch : sleeve design
Associated products	Float Switch LFL2-CK-U-CSM6-EMS-Y
Supply	
Rated voltage	U _r see datasheet of float switch
Electrical specifications	
Contact loading	see datasheet of float switch
Directive conformity	
Low voltage	
Directive 2014/35/EU	EN 60947-5-1:2004 + Cor.:2005 + A1:2009
Conformity	
Degree of protection	IEC 60529:2001
Operating conditions	
Installation conditions	
Installation instructions	see datasheet of float switch
Switching point	see datasheet of float switch
Process conditions	
Process pressure (static pressure)	≤ 3 bar (43.5 psi) at 20 °C (68 °F)
Density	≥ 0.8 g/cm ³
Ambient conditions	
Ambient temperature	5 ... 70 °C (41 ... 158 °F)
Storage temperature	-25 ... 70 °C (-13 ... 158 °F)
Altitude	≤ 2000 m above MSL
Mechanical specifications	
Degree of protection	Float Switch : IP68
Material	float: PP (Polypropylene) guide tube: PVC set collars and clamping screw: PVC cable: CSM (PVC basis)
Cable	
Core cross section	3 x 0.75 mm ²
Length	L length L from cable entry : 1 m length A between set collar and float switch : 105 mm
Dimensions	Float Switch : Ø29.2 x 135 mm guide tube: Ø16 x 474 mm
General information	
Supplementary information	Observe the certificates, declarations of conformity, instruction manuals, and manuals where applicable. For information see www.pepperl-fuchs.com .

Release date: 2022-01-18 Date of issue: 2022-01-18 Filename: 70118028_eng.pdf

Matching System Components

	LFL2-CK-U-CSM6-EMS-Y	Float Switch
-----------------------------------------------------------------------------------	-----------------------------	--------------

Accessories

	LFL2-CK-U-CSM10-EMS-Y	Float Switch
-----------------------------------------------------------------------------------	------------------------------	--------------

Release date: 2022-01-18 Date of issue: 2022-01-18 Filename: 70118028_eng.pdf

Refer to "General Notes Relating to Pepperl+Fuchs Product Information".

Pepperl+Fuchs Group
www.pepperl-fuchs.com

USA: +1 330 486 0002
pa-info@us.pepperl-fuchs.com

Germany: +49 621 776 2222
pa-info@de.pepperl-fuchs.com

Singapore: +65 6779 9091
pa-info@sg.pepperl-fuchs.com