

Redundant Backplane

FB9272BP00110.2

- Redundant backplane for FB system
- 1 redundant com unit
- 1 power supply
- 1 bus termination module
- Installation in Zone 1
- For PROFIBUS, MODBUS RTU or MODBUS TCP



Function

With this redundant backplane the combination of base backplane FB9262BP24110.X and extension backplane FB9262BP24200.X is extended with a redundant com unit.

Connection Assignment

Power Connection

Redundanz-Backplane FB9272BP00110.2

3	<input type="checkbox"/>	PE	<input type="checkbox"/>	<input type="checkbox"/>	<input type="checkbox"/>
2	<input type="checkbox"/>	L / + PSU	<input type="checkbox"/>	<input type="checkbox"/>	<input type="checkbox"/>
1	<input type="checkbox"/>	N / - PSU	<input type="checkbox"/>	<input type="checkbox"/>	<input type="checkbox"/>
15	<input type="checkbox"/>	PB	<input type="checkbox"/>	<input type="checkbox"/>	<input type="checkbox"/>
16	<input type="checkbox"/>	PB	<input type="checkbox"/>	<input type="checkbox"/>	<input type="checkbox"/>

Power Supply Selection of Bus Coupler / Gateway

Redundant backplane FB9272BP00110.2

Jumper Settings for using the Gateway FB822*, FB823*

32	<input type="checkbox"/>	12 V	<input checked="" type="checkbox"/>	<input type="checkbox"/>	<input type="checkbox"/>
31	<input type="checkbox"/>	12 V / 5.4 V	<input type="checkbox"/>	<input type="checkbox"/>	<input type="checkbox"/>
30	<input type="checkbox"/>	5.4 V	<input type="checkbox"/>	<input type="checkbox"/>	<input type="checkbox"/>

Jumper Settings for using the Bus Coupler FB8205 – FB8211


32	<input type="checkbox"/>	12 V	<input type="checkbox"/>	<input type="checkbox"/>	<input type="checkbox"/>
31	<input type="checkbox"/>	12 V / 5.4 V	<input checked="" type="checkbox"/>	<input type="checkbox"/>	<input type="checkbox"/>
30	<input type="checkbox"/>	5.4 V	<input type="checkbox"/>	<input type="checkbox"/>	<input type="checkbox"/>

Wiring Base/Extension Backplane

Base backplane
FB9262BP24110.1

Connection cable
FB9275-*

Extension backplane
FB9262BP24200.1

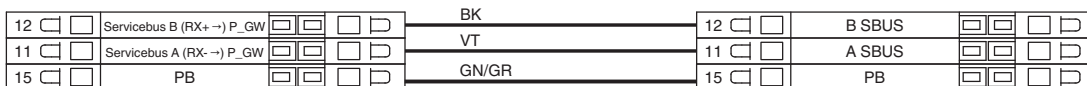
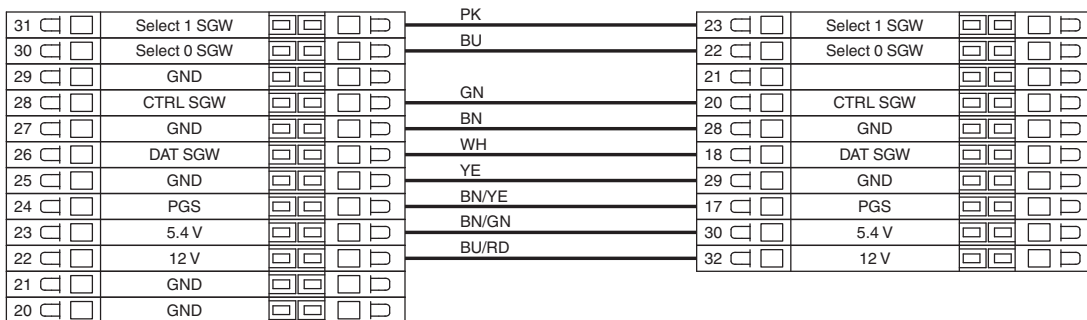


Wiring Base/Redundant backplane

Base backplane
FB9262BP24110.x

Connection cable
FB9271-*

Redundant backplane
FB9272BP00110.x

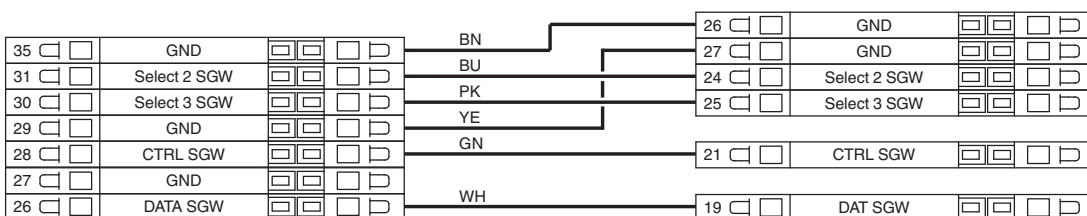


Wiring Extension/Redundant backplane

Extension backplane
FB9262BP24200.x

Connection cable
FB9273-*

Redundant backplane
FB9272BP00110.x



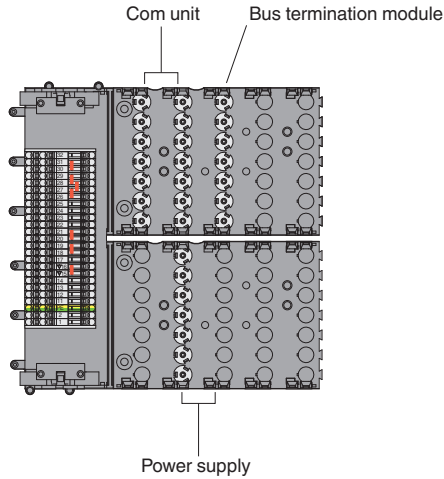
Protective Bonding



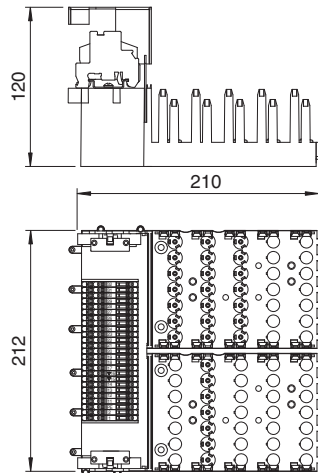
Legend	
PGW:	Primary Gateway
SGW:	Secondary Gateway
PSU:	Power Supply Unit

Release date: 2023-06-20 Date of issue: 2023-06-20 Filename: 70119400_eng.pdf

Connection Assignment



Dimensions



Technical Data

Slots		
Bus coupler		1
Bus termination		1
Supply		1
Supply		
Maximum safe voltage U_m		60 V DC (SELV/PELV) / 253 V AC, depending on power supply
Input voltage range	U	18 ... 32 V DC (SELV/PELV) / 95 ... 253 V AC; depends on power supply
Redundancy		yes
Fieldbus connection		
Fieldbus type		PROFIBUS, MODBUS RTU or MODBUS TCP
Redundancy		yes
Directive conformity		
Electromagnetic compatibility		
Directive 2014/30/EU		EN 61326-1:2013
Conformity		
Degree of protection		EN 60529
Ambient conditions		
Ambient temperature		-20 ... 65 °C (-4 ... 149 °F)
Shock resistance		shock type I, shock duration 11 ms, shock amplitude 15 g, number of shocks 18

Release date: 2023-06-20 Date of issue: 2023-06-20 Filename: 70119400_eng.pdf

Technical Data

Vibration resistance	frequency range 10 ... 150 Hz; transition frequency: 57.56 Hz, amplitude/acceleration ± 0.075 mm/1 g; 10 cycles frequency range 5 ... 100 Hz; transition frequency: 13.2 Hz amplitude/acceleration ± 1 mm/0.7 g; 90 minutes at each resonance
Mechanical specifications	
Degree of protection	IP30
Mass	approx. 2713 kg , without modules
Dimensions	(W x H x D) 210 x 212 x 120 mm , without modules
Data for application in connection with hazardous areas	
EU-type examination certificate	BVS 11 ATEX E 041 X
Marking	Ⓔ II 2 G Ex d e m IIC T4
Directive conformity	
Directive 2014/34/EU	EN IEC 60079-0:2018+AC:2020 EN 60079-1:2014 EN 60079-7:2015+A1:2018 EN 60079-18:2015+A1:2017
International approvals	
IECEx approval	BVS 11.0019X
Approved for	International: Ex db eb mb IIC T4 ; Ex db eb IIC T4
INMETRO approval	Brazil: TÜV 14.1598X
General information	
Supplementary information	Statement of Conformity, Declaration of Conformity, Attestation of Conformity and instructions have to be observed where applicable. For information see www.pepperl-fuchs.com .