

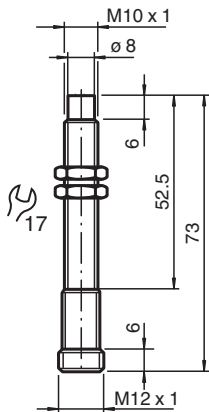
Inductive sensor

NJ1,5-10GM-N-Y183937

■ 1 mm flush



Dimensions



Technical Data

General specifications

Switching function		Normally closed (NC)
Output type		NAMUR
Rated operating distance	s_n	1 mm
Installation		flush
Assured operating distance	s_a	0 ... 0.81 mm
Actual operating distance	s_r	0.9 ... 1.1 mm typ.
Reduction factor r_{Al}		0.4
Reduction factor r_{Cu}		0.3
Reduction factor r_{304}		0.85
Output type		2-wire

Nominal ratings

Nominal voltage	U_o	8.2 V (R_i approx. 1 k Ω)
Switching frequency	f	1.5 kHz
Hysteresis	H	1 ... 10 typ. 5 %
Current consumption		
Measuring plate not detected		min. 3 mA
Measuring plate detected		\leq 1 mA

Compliance with standards and directives

Standard conformity		
NAMUR		EN 60947-5-6:2000 IEC 60947-5-6:1999
Standards		EN 60947-5-2:2007 EN 60947-5-2/A1:2012 IEC 60947-5-2:2007 IEC 60947-5-2 AMD 1:2012

Release date: 2024-01-09 Date of issue: 2024-01-09 Filename: 70133224_eng.pdf

Refer to "General Notes Relating to Pepperl+Fuchs Product Information".

Pepperl+Fuchs Group
www.pepperl-fuchs.com

USA: +1 330 486 0001
fa-info@us.pepperl-fuchs.com

Germany: +49 621 776 1111
fa-info@de.pepperl-fuchs.com

Singapore: +65 6779 9091
fa-info@sg.pepperl-fuchs.com

PEPPERL+FUCHS

Technical Data

Approvals and certificates

IECEx approval

Equipment protection level Gb	IECEx PTB 11.0037X
Equipment protection level Da	IECEx PTB 11.0037X
Equipment protection level Mb	IECEx PTB 11.0037X

ATEX approval

Equipment protection level Gb	PTB 00 ATEX 2048 X
Equipment protection level Da	PTB 00 ATEX 2048 X

UL approval

cULus Listed, General Purpose

CML approval

on request

ANZEx

18.3018X

Ambient conditions

Ambient temperature	-25 ... 100 °C (-13 ... 212 °F)
---------------------	---------------------------------

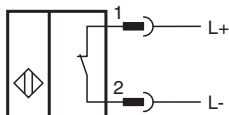
Mechanical specifications

Connection type	Connector plug
Housing material	brass, nickel-plated
Sensing face	PBT
Degree of protection	IP67
Connector	
Threading	M12 x 1
Number of pins	4
Dimensions	
Length	72 mm
Diameter	8 mm

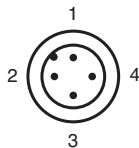
General information

Use in the hazardous area	see instruction manuals
---------------------------	-------------------------

Connection



Connection Assignment



Wire colors in accordance with EN 60947-5-6

1	BN	(brown)
2	BU	(blue)