

Vibration sensor

VIM62PP-E1V16-0PE-I420V15



- Extended temperature range
- Screw-in thread for simple installation
- Simple electrical commissioning
- Rugged stainless steel housing
- Vibration velocity in mm/s via root mean square formation (rms)
- Suitable for use in hazardous area up to Zone 1/21 with type of protection intrinsic safety

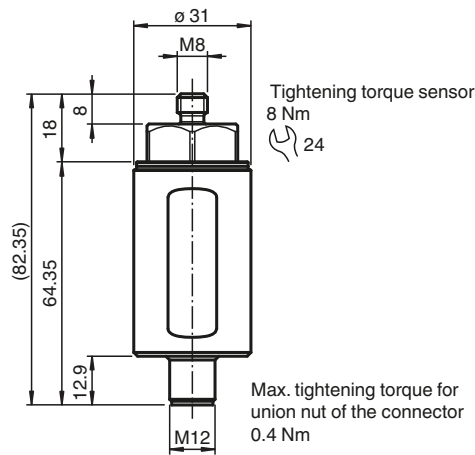
Vibration sensor with analog current output, increased temperature resistance, suitable up to Zone 1/21 with type of protection intrinsic safety



Function

The vibration sensor determines the vibration quantity using rms (root mean square) averaging. This form of quadratic averaging or pre-filtering enables precise trend statements about the condition of the application. The sensor's design is impressively robust against tough environmental conditions. The stainless steel housing provides optimal protection against corrosion. The wide temperature range of the sensor enables reliable measured values even in harsh conditions. The simple mounting allows for commissioning in any application.

Dimensions



Technical Data

General specifications

Type	Vibration sensor
Measuring technology	MEMS

Release date: 2024-04-16 Date of issue: 2024-04-16 Filename: 70141166-100007_eng.pdf

Refer to "General Notes Relating to Pepperl+Fuchs Product Information".

Pepperl+Fuchs Group
www.pepperl-fuchs.com

USA: +1 330 486 0001
fa-info@us.pepperl-fuchs.com

Germany: +49 621 776 1111
fa-info@de.pepperl-fuchs.com

Singapore: +65 6779 9091
fa-info@sg.pepperl-fuchs.com

PF PEPPERL+FUCHS

Technical Data

Series	Performance Plus Line	
Measured variable	Vibration velocity	
Measurement range		
Vibration velocity	v-rms	0 ... 16 mm/s
Measurement accuracy	± 0.1 mm/s (calibration point: 90% of the measuring range; 159.2 Hz) Complies with the tolerance requirements of DIN ISO 2954 for measurement range greater than 8 mm/s	
Cross-sensitivity	< 5 % of the partial lateral acceleration, which acts exactly 90° to the measuring axis	
Frequency range	10 ... 1000 Hz	
Averaging time	for v-rms: 2 s	
Electrical specifications		
Fusing	external fuse is required: 3 A , semi-time-lag , 30 V DC	
Operating voltage	U _B	10 ... 30 V DC
Current consumption	max. 25 mA	
Power consumption	P ₀	max. 750 mW
Time delay before availability	t _v	10 s (rms filter is calculated initially with measurement data before they are available at the output)
Surge protection	up to 2 kV	
Output 1		
Output type	analog output, current output of the vibration variable	
Output current	4 ... 20 mA	
Load resistor	≤ 500 Ω	
Standard conformity		
Degree of protection	DIN EN 60529, IP66, IP67	
Shock resistance	DIN EN 60068-2-27, 60 g, 6 ms	
Vibration resistance	DIN EN 60068-2-6, 16.5 g, 10 ... 1000 Hz	
Approvals and certificates		
IECEX approval		
Equipment protection level Gb	IECEX CSAE 22.0042X	
Equipment protection level Db	IECEX CSAE 22.0042X	
ATEX approval		
Equipment protection level Gb	CSANe 21 ATEX 1074 X	
Equipment protection level Db	CSANe 21 ATEX 1074 X	
UL approval		
Ordinary Location	E468231 cULus Listed, Class III Power Source and limited energy , if UL marking is marked on the product. For use in NFPA 70 Applications only. adapters providing field wiring on request	
Maximum permissible ambient temperature	max. 60 °C (max. 140 °F)	
Ambient conditions		
Ambient temperature	-40 ... 60 °C (-40 ... 140 °F)	
Measuring head temperature	-40 ... 125 °C (-40 ... 257 °F) directly at the mounting point	
Storage temperature	-40 ... 60 °C (-40 ... 140 °F)	
Mechanical specifications		
Connection type	plug	
Housing material	Stainless steel 1.4305 / AISI 303	
Degree of protection	IP66 / IP67 only in connected state	
Connector		
Threading	M12	
Number of pins	5	
Mass	approx. 200 g	
Dimensions		
Length	82.35 mm	
Diameter	31 mm	
General information		

Release date: 2024-04-16 Date of issue: 2024-04-16 Filename: 70141166-100007_eng.pdf

Refer to "General Notes Relating to Pepperl+Fuchs Product Information".

Pepperl+Fuchs Group
www.pepperl-fuchs.comUSA: +1 330 486 0001
fa-info@us.pepperl-fuchs.comGermany: +49 621 776 1111
fa-info@de.pepperl-fuchs.comSingapore: +65 6779 9091
fa-info@sg.pepperl-fuchs.com

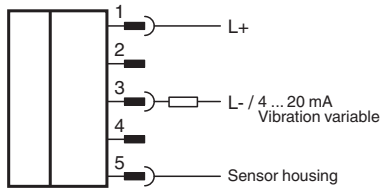
PEPPERL+FUCHS

Technical Data

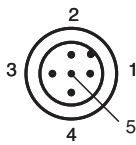
Use in the hazardous area

see instruction manuals
Only use accessories specified by the manufacturer.

Connection



Connection Assignment



Accessories

Accessories for this product can be found on the internet at www.pepperl-fuchs.com.

Installation

Further Documentation

The sensor manual is also available as detailed overall documentation. Among other things, installation, grounding concepts and mounting are described there in detail.

You can access the manual via the product detail page at www.pepperl-fuchs.com.

Note

The correct electrical connection and the selection of the appropriate grounding concept are crucial for malfunction-free operation of the sensor. For detailed information you may refer to the manual of the sensor.