



## Thru-beam sensor (pair)

### OBE35M-R202-SE0



- Medium design with versatile mounting options
- Degree of protection IP67
- Mounting on full metal sockets
- Very bright, highly visible light spot
- Highly visible LEDs for Power ON and switching state
- Easy to use
- Image is generic for this device type and may deviate from the specific variant



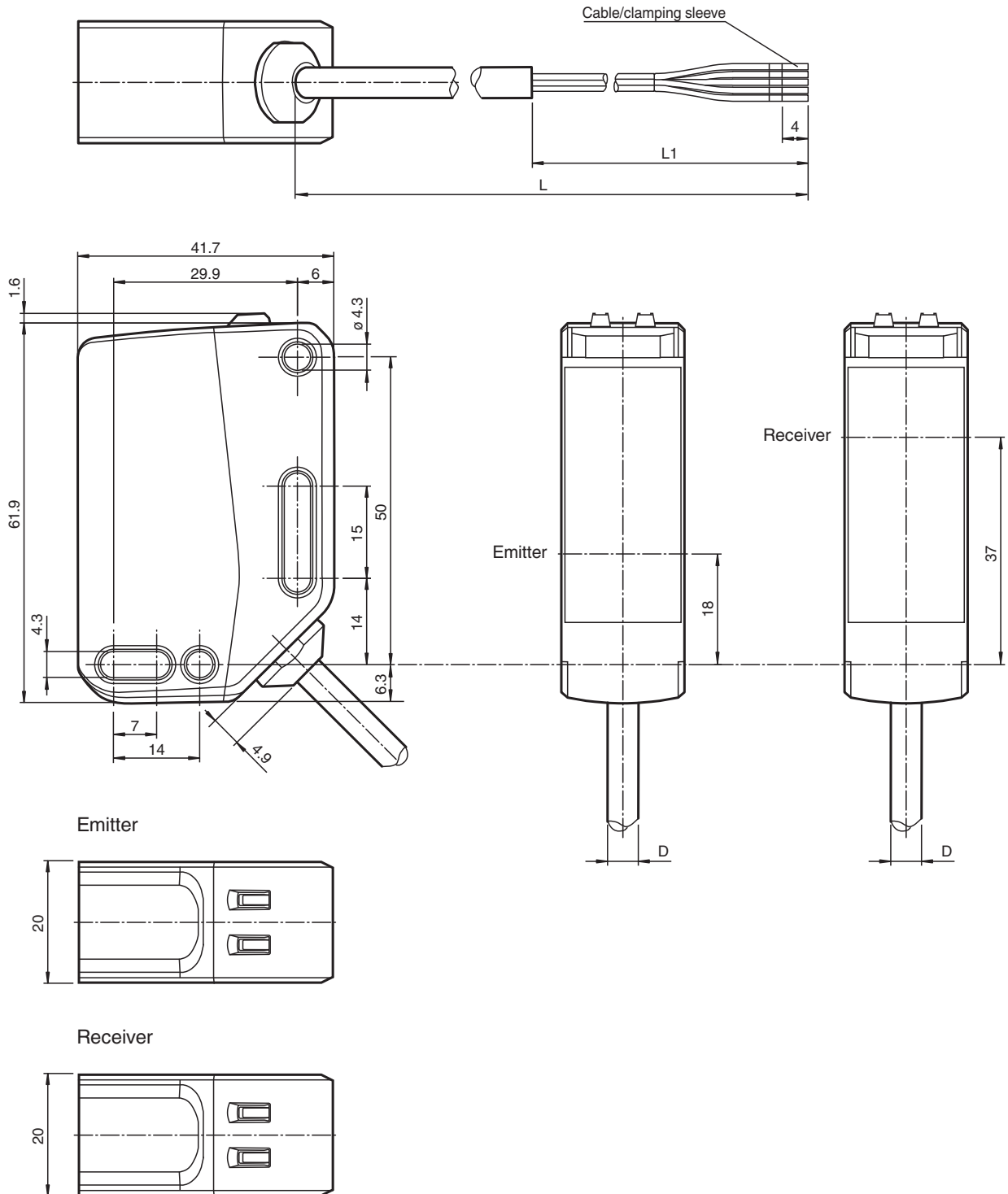
## Function

The optical sensors of this series for applications in standard automation have a modern housing design. The sensors are characterized by the many mounting options, easy handling and highly visible LED status indicators. The integrated full metal bushings ensure long-term secure and dimensionally stable mounting.

## Dimensions

Drawing is generic for this device type and may deviate from the specific variant.  
For the number of cores refer to connection diagram.

**Dimensions**



**Technical Data**

**System components**

Emitter	OBE35M-R202-S-Y0025
Receiver	OBE35M-R202-E0

**General specifications**

Effective detection range	0 ... 35 m
Threshold detection range	47 m
Light source	LED
Light type	modulated visible red light

Release date: 2024-01-31 Date of issue: 2024-01-31 Filename: 70150821\_eng.pdf

## Technical Data

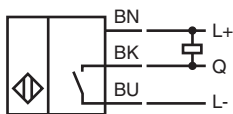
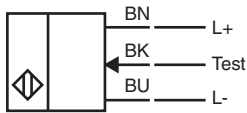
LED risk group labelling		exempt group
Transmitter frequency		F1 = 8.2 kHz
Diameter of the light spot		approx. 1200 mm at a distance of 35 m
Opening angle		2 °
Ambient light limit		EN 60947-5-2 : 40000 Lux
<b>Functional safety related parameters</b>		
MTTF <sub>d</sub>		656 a
Mission Time (T <sub>M</sub> )		20 a
Diagnostic Coverage (DC)		0 %
<b>Indicators/operating means</b>		
Operation indicator		LED green: on - power on flashing (4 Hz) - short circuit
Function indicator		Yellow LED: Permanently lit - light path clear Permanently off - object detected Flashing (4 Hz) - insufficient operating reserve Flashing (8 Hz) - fault detected, the outputs maintain the status
Control elements		none
<b>Electrical specifications</b>		
Operating voltage	U <sub>B</sub>	10 ... 30 V DC
Ripple		max. 10 %
No-load supply current	I <sub>0</sub>	Emitter: ≤ 25 mA Receiver: ≤ 40 mA at 24 V Operating voltage
Protection class		III
<b>Input</b>		
Test input		emitter deactivation at 0 V
<b>Output</b>		
Switching type		Q - BK: NPN normally open / dark-on
Signal output		1 NPN output, short-circuit protected, reverse polarity protected, open collector
Switching voltage		max. 30 V DC
Switching current		max. 100 mA , resistive load
Usage category		DC-12 and DC-13
Voltage drop	U <sub>d</sub>	≤ 1.5 V DC
Switching frequency	f	1000 Hz
Response time		0.5 ms
<b>Conformity</b>		
Product standard		EN 60947-5-2
<b>Approvals and certificates</b>		
UL approval		E87056 , cULus Listed , class 2 power supply , type rating 1
CCC approval		CCC approval / marking not required for products rated ≤36 V
<b>Ambient conditions</b>		
Ambient temperature		-30 ... 60 °C (-22 ... 140 °F) , fixed cable -20 ... 60 °C (-4 ... 140 °F) , movable cable not appropriate for conveyor chains
Storage temperature		-40 ... 70 °C (-40 ... 158 °F)
<b>Mechanical specifications</b>		
Degree of protection		IP67
Connection		2 m fixed cable
Material		
Housing		PC (Polycarbonate)
Optical face		PMMA
Mass		Emitter: approx. 95 g receiver: approx. 100 g
Dimensions		
Height		62 mm

Release date: 2024-01-31 Date of issue: 2024-01-31 Filename: 70150821\_eng.pdf

### Technical Data

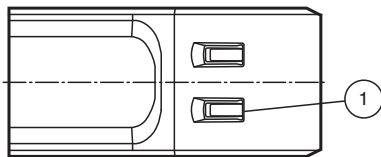
Width	20 mm
Depth	42 mm
Cable length	2 m

### Connection



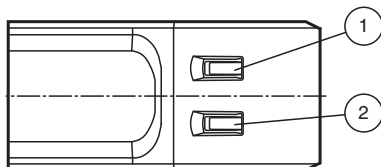
### Indication

#### Emitter



1	Operation indicator	GN
---	---------------------	----

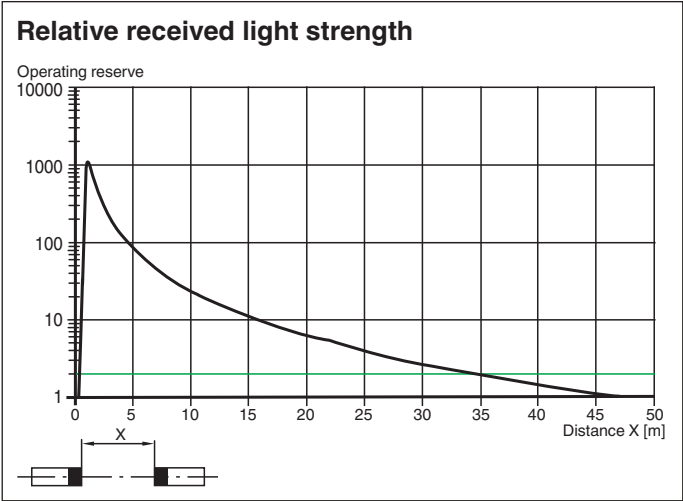
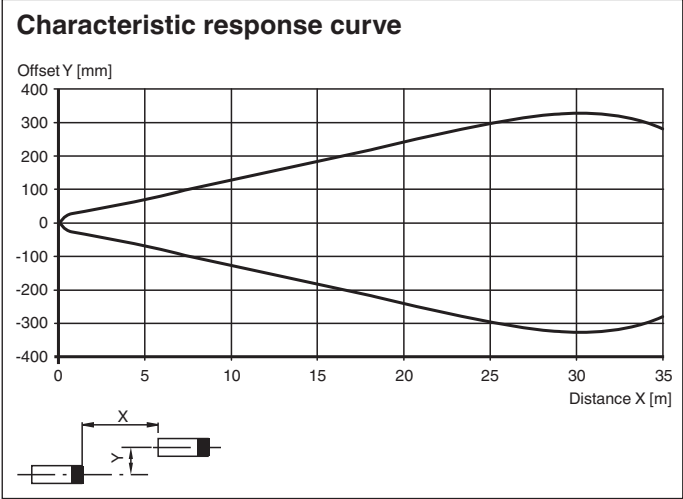
#### Receiver



1	Signal indicator	YE
2	Operation indicator	GN

Release date: 2024-01-31 Date of issue: 2024-01-31 Filename: 70150821\_eng.pdf

**Characteristic Curve**



Release date: 2024-01-31 Date of issue: 2024-01-31 Filename: 70150821\_eng.pdf