

Inductive sensor

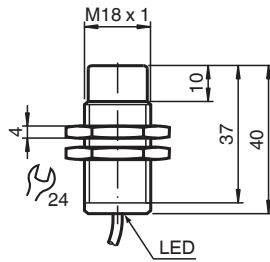
NCN8-18GM40-Z0-3G-3D-10M



- Comfort series
- ATEX-/IECEx-approvals for zone 2/22 (Ex ec/tc)



Dimensions



Technical Data

General specifications

Switching function		Normally open (NO)
Output type		Two-wire
Rated operating distance	s_n	8 mm
Installation		non-flush
Output polarity		DC
Assured operating distance	s_a	0 ... 6.5 mm
Actual operating distance	s_r	7.2 ... 8.8 mm typ. 8 mm
Reduction factor r_{AI}		0.44
Reduction factor r_{Cu}		0.4
Reduction factor r_{304}		0.7

Nominal ratings

Operating voltage	U_B	5 ... 60 V
Switching frequency	f	0 ... 300 Hz
Hysteresis	H	1 ... 10 typ. 5 %
Reverse polarity protection		reverse polarity tolerant

Release date: 2022-10-26 Date of issue: 2022-10-26 Filename: 70155937_eng.pdf

Refer to "General Notes Relating to Pepperl+Fuchs Product Information".

Pepperl+Fuchs Group
www.pepperl-fuchs.com

USA: +1 330 486 0001
fa-info@us.pepperl-fuchs.com

Germany: +49 621 776 1111
fa-info@de.pepperl-fuchs.com

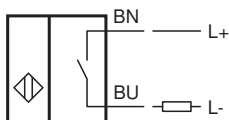
Singapore: +65 6779 9091
fa-info@sg.pepperl-fuchs.com

PEPPERL+FUCHS





Technical Data

Short-circuit protection		pulsing
Voltage drop	U_d	≤ 5 V
Operating current	I_L	2 ... 100 mA
Lowest operating current	I_m	2 mA
Off-state current	I_r	0 ... 0.5 mA typ.
Switching state indicator		all direction LED, yellow
Functional safety related parameters		
MTTF _d		1739 a
Mission Time (T _M)		20 a
Diagnostic Coverage (DC)		0 %
Compliance with standards and directives		
Standard conformity		
Standards		EN 60947-5-2:2007 EN 60947-5-2/A1:2012 IEC 60947-5-2:2007 IEC 60947-5-2 AMD 1:2012
Approvals and certificates		
IECEX approval		
Equipment protection level Gc (ec)		IECEX TUR 21.0017X
Equipment protection level Dc (tc)		IECEX TUR 21.0018X
ATEX approval		
Equipment protection level Gc (ec)		TÜV 20 ATEX 8523 X
Equipment protection level Dc (tc)		TÜV 20 ATEX 8524 X
UL approval		cULus Listed, General Purpose
Ambient conditions		
Ambient temperature		-25 ... 70 °C (-13 ... 158 °F)
Mechanical specifications		
Connection type		cable
Housing material		Stainless steel 1.4305 / AISI 303
Sensing face		PBT
Degree of protection		IP67
Cable		
Cable diameter		4.8 mm ± 0.2 mm
Bending radius		> 10 x cable diameter
Material		PVC
Core cross section		0.34 mm ²
Length	L	10 m
General information		
Use in the hazardous area		see instruction manuals

Connection



Accessories

	CPZ18B03	Mounting Bracket with swivel nut
	BF 18-F	Plastic mounting adapter, 18 mm
	BF 5-30	Universal mounting bracket for cylindrical sensors with a diameter of 5 ... 30 mm
	BF 18	Mounting flange, 18 mm