

Inductive sensor

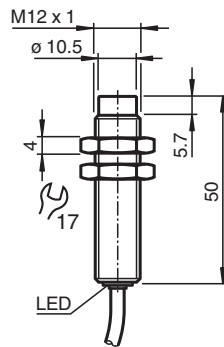
NEN10-12GM50-E0-5M



- Increased operating distance
- 10 mm non-flush



Dimensions



Technical Data

| General specifications | | |
|------------------------------|-------|---|
| Switching function | | Normally open (NO) |
| Output type | | NPN |
| Rated operating distance | s_n | 10 mm |
| Installation | | non-flush |
| Output polarity | | DC |
| Assured operating distance | s_a | 0 ... 8.1 mm |
| Actuating element | | mild steel, e. g. 1.0037, SR235JR (formerly St37-2) 30 mm x 30 mm x 1 mm |
| Reduction factor r_{Al} | | 0.45 |
| Reduction factor r_{Cu} | | 0.4 |
| Reduction factor r_{304} | | 0.75 |
| Reduction factor r_{Brass} | | 0.45 |
| Output type | | 3-wire |
| Nominal ratings | | |
| Installation conditions | | |
| A | | in steel 1.0037 (St37): 10 mm |

Release date: 2023-09-21 Date of issue: 2023-09-21 Filename: 70169429_eng.pdf

Refer to "General Notes Relating to Pepperl+Fuchs Product Information".

Pepperl+Fuchs Group
www.pepperl-fuchs.com

USA: +1 330 486 0001
fa-info@us.pepperl-fuchs.com

Germany: +49 621 776 1111
fa-info@de.pepperl-fuchs.com

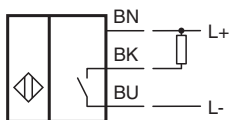
Singapore: +65 6779 9091
fa-info@sg.pepperl-fuchs.com

PF PEPPERL+FUCHS

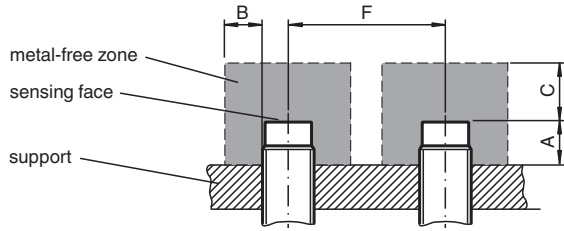
Technical Data

| | | |
|---|-------|--|
| B | | 12 mm |
| C | | 30 mm |
| F | | 42 mm |
| Operating voltage | U_B | 10 ... 30 V DC |
| Switching frequency | f | 0 ... 600 Hz |
| Hysteresis | H | 0.06 ... 1 mm |
| Reverse polarity protection | | yes |
| Short-circuit protection | | pulsing |
| Overload resistance | | yes |
| Wire breakage protection | | yes |
| Surge suppression | | yes |
| Ripple | | 10 % |
| Voltage drop | U_d | ≤ 2 V |
| Repeat accuracy | R | 0.3 mm |
| Operating current | I_L | 0 ... 200 mA , above 70°C max. 150 mA |
| Off-state current | I_r | ≤ 10 μ A |
| No-load supply current | I_o | ≤ 15 mA |
| Time delay before availability | t_v | ≤ 50 ms |
| Switching state indicator | | LED, yellow |
| Functional safety related parameters | | |
| MTTF _d | | 1740 a |
| Mission Time (T _M) | | 20 a |
| Diagnostic Coverage (DC) | | 0 % |
| Compliance with standards and directives | | |
| Standard conformity | | |
| Standards | | EN 60947-5-2:2007 IEC 60947-5-2:2007 |
| Approvals and certificates | | |
| UL approval | | cULus Listed, General Purpose |
| CCC approval | | CCC approval / marking not required for products rated ≤ 36 V |
| Ambient conditions | | |
| Ambient temperature | | -25 ... 85 °C (-13 ... 185 °F) |
| Storage temperature | | -40 ... 85 °C (-40 ... 185 °F) |
| Mechanical specifications | | |
| Connection type | | cable PUR , 5 m |
| Core cross section | | 0.34 mm ² |
| Housing material | | brass, nickel-plated |
| Sensing face | | PBT |
| Degree of protection | | IP67 |
| Mass | | 200 g |
| Tightening torque, fastening screws | | max. 10 Nm |

Connection



Installation



Accessories

| | | |
|---|---------------------|-------------------------------|
|  | <p>BF 12</p> | <p>Mounting flange, 12 mm</p> |
|---|---------------------|-------------------------------|

Release date: 2023-09-21 Date of issue: 2023-09-21 Filename: 70169429_eng.pdf