

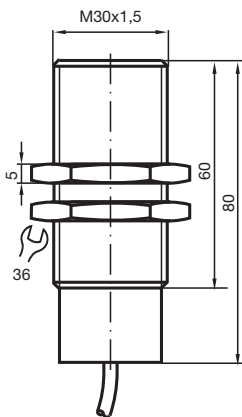


# Inductive sensor NBB15-30GK-WS

■ Basic series



## Dimensions



## Technical Data

### General specifications

Switching function		Normally open (NO)
Output type		Two-wire
Rated operating distance	$s_n$	15 mm
Installation		quasi flush
Output polarity		AC
Assured operating distance	$s_a$	0 ... 12.15 mm
Reduction factor $r_{Al}$		0.43
Reduction factor $r_{Cu}$		0.41
Reduction factor $r_{304}$		0.82
Output type		2-wire

### Nominal ratings

Operating voltage	$U_B$	20 ... 250 V
Switching frequency	$f$	0 ... 25 Hz

Release date: 2020-12-10 Date of issue: 2020-12-10 Filename: 802845\_eng.pdf

Refer to "General Notes Relating to Pepperl+Fuchs Product Information".

Pepperl+Fuchs Group  
www.pepperl-fuchs.com

USA: +1 330 486 0001  
fa-info@us.pepperl-fuchs.com

Germany: +49 621 776 1111  
fa-info@de.pepperl-fuchs.com

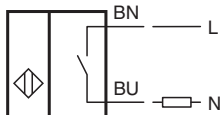
Singapore: +65 6779 9091  
fa-info@sg.pepperl-fuchs.com

**PF** PEPPERL+FUCHS

## Technical Data

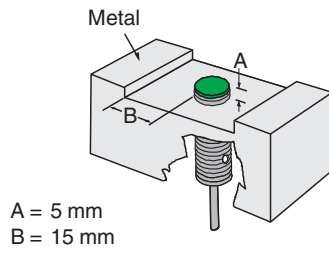
Hysteresis	H	typ. 5 %
Short-circuit protection		no
Voltage drop	$U_d$	$\leq 8$ V
Momentary current (20 ms, 0.1 Hz)		0 ... 1600 mA
Operating current	$I_L$	1.5 ... 200 mA
Off-state current	$I_r$	0 ... 1.5 mA typ.
Time delay before availability	$t_v$	$\leq 20$ ms
<b>Compliance with standards and directives</b>		
Standard conformity		
Standards		EN 60947-5-2:2007 IEC 60947-5-2:2007
<b>Approvals and certificates</b>		
UL approval		cULus Listed, General Purpose
CSA approval		cCSAus Listed, General Purpose
CCC approval		Certified by China Compulsory Certification (CCC)
<b>Ambient conditions</b>		
Ambient temperature		-25 ... 70 °C (-13 ... 158 °F)
<b>Mechanical specifications</b>		
Connection type		cable PVC , 2 m
Core cross-section		0.75 mm <sup>2</sup>
Housing material		PBT
Sensing face		PBT
Degree of protection		IP68
Note		1) In the temperature range below 0 °C, permissible operating voltage $U_b$ 80...253 V Safety fuse $\leq 0.3$ A (quick-blow) according to IEC 60127-2 Sheet 1 Recommendation: after a short circuit, check that the device is functioning correctly.

## Connection



## Mounting

### Installation conditions



## Accessories

	<p><b>BF 30</b></p>	<p>Mounting flange, 30 mm</p>
--	---------------------	-------------------------------