



Background suppression sensor

ML100-8-H-100-RT/103/115



- Miniature design
- Small, sharp light spot
- Can be adapted to the application in question thanks to the adjustable detection range
- Precision object detection, almost irrespective of the color
- Full metal thread mounting

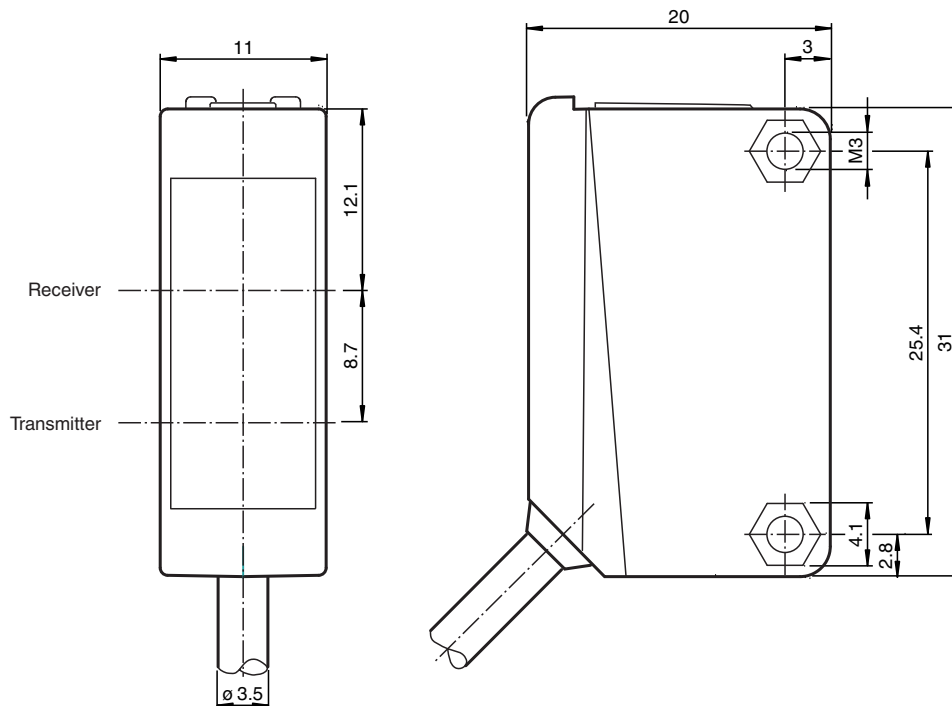
Triangulation sensor with background suppression, 100 mm adjustable detection range, red light, light on, PNP output, 2 m fixed cable



Function

The optical sensors of this series are suitable for both standard and demanding applications. The series features a miniature housing design, two M3 metal-threaded mounting holes and a highly visible LED status indicator. Each device is equipped with a sensitivity adjuster and a light-on/dark-on changeover switch for increased flexibility. A wide variety of versions are available in both infrared light and red light with PowerBeam for easy alignment. Special versions with BlueBeam are suitable for challenging applications like those in the solar and battery industries.

Dimensions



Release date: 2023-03-28 Date of issue: 2023-03-28 Filename: 814650_eng.pdf

Refer to "General Notes Relating to Pepperl+Fuchs Product Information".

Pepperl+Fuchs Group
www.pepperl-fuchs.com

USA: +1 330 486 0001
fa-info@us.pepperl-fuchs.com

Germany: +49 621 776 1111
fa-info@de.pepperl-fuchs.com

Singapore: +65 6779 9091
fa-info@sg.pepperl-fuchs.com

PEPPERL+FUCHS

Technical Data

| General specifications | | | |
|--------------------------------------|----------------|--|---|
| Detection range | | | 5 ... 100 mm |
| Detection range min. | | | 5 ... 25 mm |
| Detection range max. | | | 5 ... 100 mm |
| Adjustment range | | | 25 ... 100 mm |
| Reference target | | | standard white, 100 mm x 100 mm |
| Light source | | | LED |
| Light type | | | modulated visible red light |
| Polarization filter | | | no |
| Black-white difference (6%/90%) | | | < 20 % |
| Diameter of the light spot | | | approx. 4 mm at a distance of 100 mm |
| Opening angle | | | approx. 2.5 ° |
| Optical face | | | frontal |
| Ambient light limit | | | EN 60947-5-2:2007+A1:2012 |
| Functional safety related parameters | | | |
| MTTF _d | | | 860 a |
| Mission Time (T _M) | | | 20 a |
| Diagnostic Coverage (DC) | | | 0 % |
| Indicators/operating means | | | |
| Operation indicator | | | LED green: power on |
| Function indicator | | | LED yellow: lights when object is detected |
| Control elements | | | Sensing range adjuster |
| Control elements | | | Light-on/dark-on changeover switch |
| Electrical specifications | | | |
| Operating voltage | U _B | | 10 ... 30 V DC |
| Ripple | | | max. 10 % |
| No-load supply current | I ₀ | | < 15 mA |
| Output | | | |
| Switching type | | | The switching type of the sensor is adjustable. The default setting is: light-on |
| Signal output | | | 1 PNP output, short-circuit protected, reverse polarity protected, open collector |
| Switching voltage | | | max. 30 V DC |
| Switching current | | | max. 100 mA , resistive load |
| Voltage drop | U _d | | ≤ 1.5 V DC |
| Switching frequency | f | | 1000 Hz |
| Response time | | | 0.5 ms |
| Conformity | | | |
| Product standard | | | EN 60947-5-2 |
| Approvals and certificates | | | |
| UL approval | | | cULus Listed, Class 2 Power Source or listed Power Supply with a limited voltage output with (maybe integrated) fuse (max. 3.3 A according UL248), Type 1 enclosure |
| CCC approval | | | CCC approval / marking not required for products rated ≤36 V |
| Ambient conditions | | | |
| Ambient temperature | | | -30 ... 60 °C (-22 ... 140 °F) |
| Storage temperature | | | -40 ... 70 °C (-40 ... 158 °F) |
| Mechanical specifications | | | |
| Housing width | | | 11 mm |
| Housing height | | | 31 mm |
| Housing depth | | | 20 mm |
| Degree of protection | | | IP67 |
| Connection | | | 2 m fixed cable |
| Material | | | |
| Housing | | | PC (Polycarbonate) |
| Optical face | | | PMMA |

Release date: 2023-03-28 Date of issue: 2023-03-28 Filename: 814650_eng.pdf

Refer to "General Notes Relating to Pepperl+Fuchs Product Information".

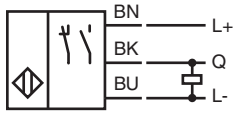
Pepperl+Fuchs Group
www.pepperl-fuchs.comUSA: +1 330 486 0001
fa-info@us.pepperl-fuchs.comGermany: +49 621 776 1111
fa-info@de.pepperl-fuchs.comSingapore: +65 6779 9091
fa-info@sg.pepperl-fuchs.com

PEPPERL+FUCHS

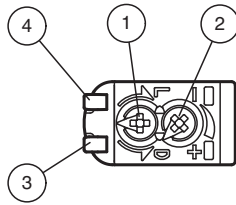
Technical Data

| | |
|-------------------------------------|--------------|
| Mass | approx. 50 g |
| Tightening torque, fastening screws | 0.6 Nm |
| Cable length | 2 m |

Connection

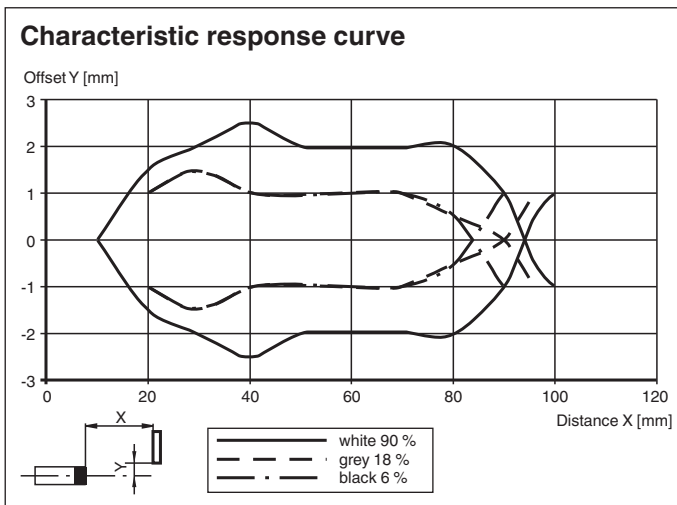


Assembly



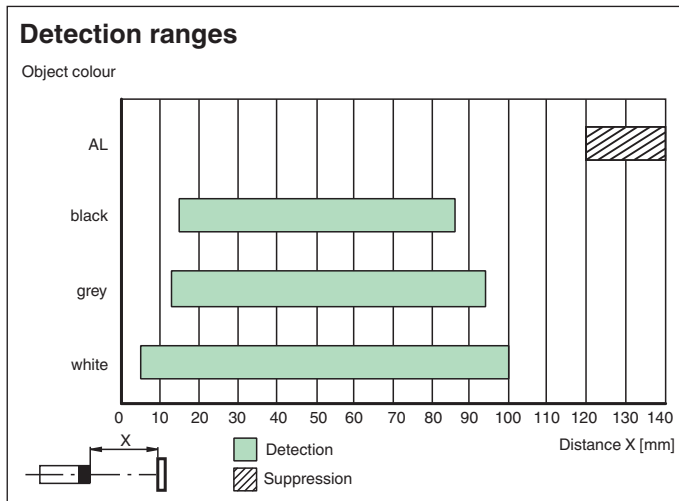
| | | |
|---|----------------------|--------|
| 1 | Light-Dark-switching | |
| 2 | Sensitivity adjuster | |
| 3 | Signal display | yellow |
| 4 | Operating display | green |

Characteristic Curve












Release date: 2023-03-28 Date of issue: 2023-03-28 Filename: 814650_eng.pdf

Characteristic Curve



Accessories

| | | |
|---|----------------------|---|
|  | OMH-ML100-09 | Mounting aid for round steel \varnothing 12 mm or sheet 1.5 mm ... 3 mm |
|  | OMH-ML100-01 | Mounting aid for ML100 series, mounting bracket |
|  | OMH-ML100-02 | Mounting aid for ML100 series, mounting bracket |
|  | OMH-ML100-03 | Mounting aid for round steel \varnothing 12 mm or sheet 1.5 mm ... 3 mm |
|  | OMH-ML100-04 | Mounting aid for ML100 series, mounting bracket |
|  | OMH-ML100-05 | Mounting aid for ML100 series, mounting bracket |
|  | OMH-F10-ML100 | Mounting aid for ML100 series |
|  | OMH-10 | Mounting aid for ML100 series |
|  | OMH-ML100-S1 | Mounting bracket |