

# Inductive sensor

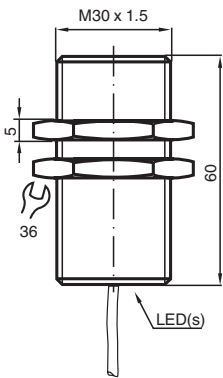
## NBN15-30GK60-UR-5M



- Relay output
- Sensing range 15 mm
- SPDT output
- AC/DC Model
- Switch load currents to 6 Amps



### Dimensions



### Technical Data

General specifications		
Switching function		change-over contact
Output type		relay
Rated operating distance	$S_n$	15 mm
Installation		non-flush
Output polarity		DC
Reduction factor $r_{Al}$		0.4
Reduction factor $r_{Cu}$		0.37
Reduction factor $r_{304}$		0.73
Output type		Relay output
Mechanical life		No load: $2 \times 10^7$ operations Full load: $1 \times 10^5$ switching cycles
Nominal ratings		
Hysteresis	H	1 ... 12 %
Reverse polarity protection		reverse polarity tolerant
Short-circuit protection		no
Rated operating current	$I_e$	< 50 mA AC/DC
Switching state indicator		LED, red 360°

Release date: 2023-10-18 Date of issue: 2023-10-18 Filename: 904973\_eng.pdf

Refer to "General Notes Relating to Pepperl+Fuchs Product Information".

Pepperl+Fuchs Group  
www.pepperl-fuchs.com

USA: +1 330 486 0001  
fa-info@us.pepperl-fuchs.com

Germany: +49 621 776 1111  
fa-info@de.pepperl-fuchs.com

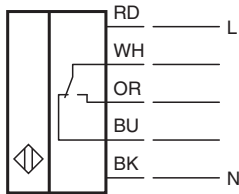
Singapore: +65 6779 9091  
fa-info@sg.pepperl-fuchs.com

 PEPPERL+FUCHS



## Technical Data

<b>Electrical specifications</b>		
Rated operating voltage	U <sub>e</sub>	20 ... 132 V AC/DC
<b>Output</b>		
Switching voltage		max 28 V DC , 250 V AC
Switching current		6 A , AC/DC, resistive load
Switching power		max 180 W
<b>Compliance with standards and directives</b>		
Standard conformity		
Standards		EN 60947-5-2:2007 IEC 60947-5-2:2007
<b>Approvals and certificates</b>		
UL approval		cULus Listed, General Purpose
CSA approval		cCSAus Listed, General Purpose
<b>Ambient conditions</b>		
Ambient temperature		-40 ... 70 °C (-40 ... 158 °F)
<b>Mechanical specifications</b>		
Connection type		5-meter cable, PVC heavy jacket, 5-conductor, #18 AWG
Core cross section		0.75 mm <sup>2</sup>
Housing material		PBT
Sensing face		PBT
Degree of protection		IP68

## Connection



## Accessories

	<b>BF 30</b>	Mounting flange, 30 mm
	<b>AB-30</b>	Mounting aid

Release date: 2023-10-18 Date of issue: 2023-10-18 Filename: 904973\_eng.pdf