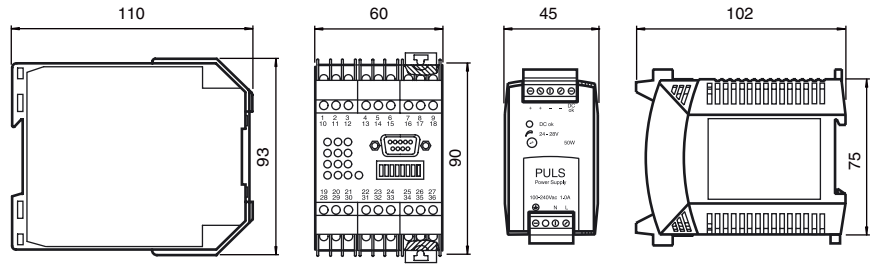




Dimensions



Model Number

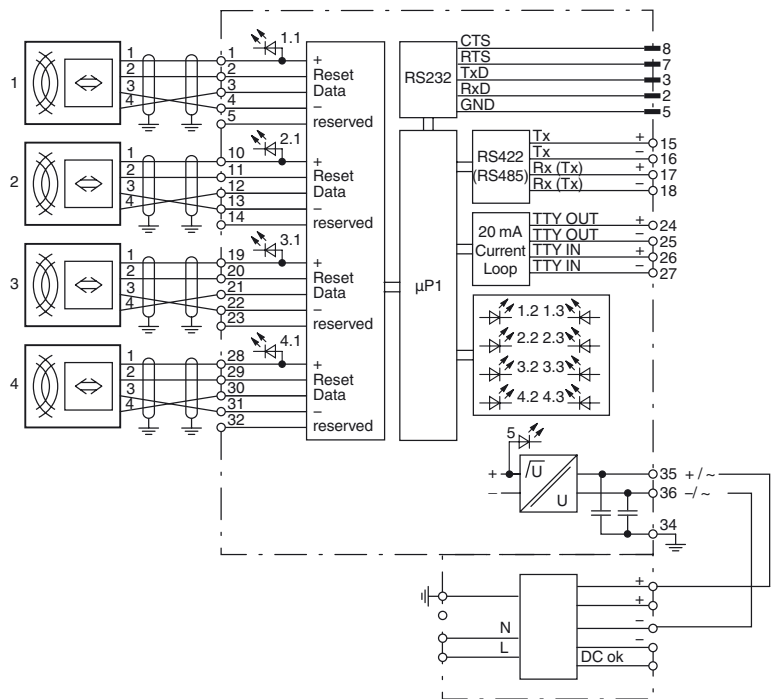
IVI-KHA6-4HRX-B

Control interface unit with serial interface

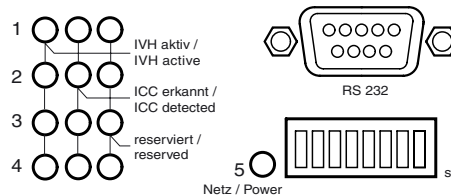
Features

- With serial interfaces RS 232, RS 422 or RS 485 as well as TTY selectable
- 4 read/write heads connectable
- 3 LEDs as function indicators for each read/write head
- Operating modes fixcode, read/write, protocol 3964R selectable with or without interpreter RK512
- 100 ... 253 V AC power supply rated voltage

Electrical connection



Indicating / Operating means



Technical data

General specifications

Release date: 2010-03-24 21:37 Date of issue: 2010-03-24 909183_ENG.xml

Subject to modifications without notice

Pepperl+Fuchs Group
www.pepperl-fuchs.com

USA: +1 330 486 0001
fa-info@us.pepperl-fuchs.com

Germany: +49 621 776-4411
fa-info@pepperl-fuchs.com

Copyright Pepperl+Fuchs
Singapore: +65 6779 9091
fa-info@sg.pepperl-fuchs.com



Number of read/write heads	max. 4	
Indicators/operating means		
LED green	read/write head active (4 LEDs, 1 per head)	
LED yellow	Code / data carrier detected (4 LEDs, 1 per head)	
LED red	reserved (4 LEDs, 1 per head)	
LED green 5	Power on	
DIP-switch	setting the operating mode and interface	
Electrical specifications		
Rated operational voltage	U _e	100 ... 240 V AC
Current consumption		
Power consumption	P ₀	4 W
Interface		
Physical	RS 232, RS 422, RS 485, TTY (20 mA current loop) selection of interface type (can be selected via S7 and S8)	
Protocol	ASCII, 3964R with interpreter, 3964R without interpreter	
Transfer rate	300; 600; 1200; 2400; 4800; 9600; 19200 Bit/s	
Ambient conditions		
Ambient temperature	-25 ... 70 °C (-13 ... 158 °F)	
Storage temperature	-25 ... 85 °C (-13 ... 185 °F)	
Climatic conditions	air humidity max. 75 %	
Mechanical specifications		
Protection degree	IP20 according to EN 60529	
Connection	terminals, max. core cross-section 2 x 2.5 mm ² , 9-pin Sub-D built-in connector	
Material		
Housing	Makrolon 6485	
Construction type	K-System, 60 mm (3 TE)	

Function

The control interface unit is connected via the serial interface to a higher-order control system.

The control interface unit receives the commands to read and/or write the code or data carriers via this interface.

Up to 4 read/write heads can be connected to the control interface unit. The read/write heads can be queried either individually or through cyclic switching.

Using the DIP switches, it is possible to select between various operating modes on the control interface unit: fixcode, read/write, protocol 3964R with interpreter RK512 or protocol 3964R without interpreter RK512.

For the operating modes "fixcode" and "read/write" the serial communication occurs via ASCII characters. All commands consist of multiple ASCII characters. In the operating mode "fixcode", the control interface unit functions as a reader system and is compatible with an IRI-KHD2-4.RX or IRI-KHA6-4.RX control interface unit. In the "read/write" operating mode, the read/write commands are available which, in addition to reading code carriers, make it possible to access the memory on the data carriers.

The control interface unit supports the computer coupling procedure 3964R, which was developed for programmable logic controllers; the commands are inserted into the telegram frame of the procedure.

In addition, the RK512 interpreter can be used in combination with FETCH and SEND telegrams.

Software

Communication with the identification system is very easy with the demo program IDENT 2005. It shows the system options and simplifies commissioning.

The demo program is included in the scope of delivery.

Accessories

RFIDControl

Software

IVZ-K-R2

Null modem cable