


# Inductive sensor

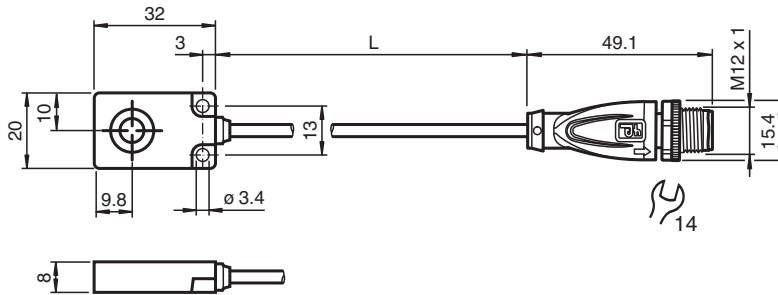
## NMB6-F104M-E2-C-FE-200MM-V1



- Sensing range 6 mm
- Ferrous targets
- Stainless steel sensing face
- Weld field immune
- Weld slag resistant coating
- 200 mm M12 male cordset with burn-proof POC jacket
- Power and output LEDs



### Dimensions



### Technical Data

General specifications		
Switching function		Normally open (NO)
Output type		PNP
Rated operating distance	$s_n$	6 mm
Installation		flush
Assured operating distance	$s_a$	0 ... 4.86 mm
Actuating element		Ferrous targets
Reduction factor $r_{Al}$		0
Reduction factor $r_{Cu}$		0
Reduction factor $r_{304}$		0.6 ... 0.8
Reduction factor $r_{St37}$		1
Output type		3-wire
Nominal ratings		
Operating voltage	$U_B$	10 ... 30 V DC
Switching frequency	$f$	2 Hz
Hysteresis	$H$	5 ... 15 typ. 10 %
Reverse polarity protection		reverse polarity protected

Release date: 2025-02-24 Date of issue: 2025-02-25 Filename: 915200\_eng.pdf

Refer to "General Notes Relating to Pepperl+Fuchs Product Information".

Pepperl+Fuchs Group  
www.pepperl-fuchs.com

USA: +1 330 486 0001  
fa-info@us.pepperl-fuchs.com

Germany: +49 621 776 1111  
fa-info@de.pepperl-fuchs.com

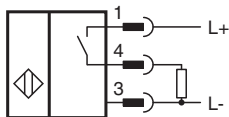
Singapore: +65 6779 9091  
fa-info@sg.pepperl-fuchs.com

PEPPERL+FUCHS

## Technical Data

Short-circuit protection		yes
Voltage drop	$U_d$	$\leq 2 \text{ V}$
Operating current	$I_L$	$\leq 100 \text{ mA}$
Current consumption		$\leq 22 \text{ mA}$
Off-state current	$I_r$	$\leq 10 \mu\text{A}$
<b>Indicators/operating means</b>		
Operation indicator		Dual LED Green: power Yellow: output
<b>Standard conformity</b>		
Standards		EN 60947-5-2:2007 IEC 60947-5-2:2007
<b>Approvals and certificates</b>		
CCC approval		CCC approval / marking not required for products rated $\leq 36 \text{ V}$
<b>Ambient conditions</b>		
Ambient temperature		$-25 \dots 70 \text{ }^\circ\text{C}$ ( $-13 \dots 158 \text{ }^\circ\text{F}$ )
<b>Mechanical specifications</b>		
Connection type		fixed cable with plug
Housing material		Xylan coated, Stainless steel 1.4305 / AISI 303
Degree of protection		IP67
Connector		
Threading		M12 x 1
Tightening torque		$\leq 0.6 \text{ Nm}$
Number of pins		3
Cable		
Cable diameter		$4.8 \text{ mm} \pm 0.2 \text{ mm}$
Material		POC
Color		orange
Number of cores		4
Core cross section		$0.34 \text{ mm}^2$
Length	L	200 mm
<b>Dimensions</b>		
Height		8 mm
Width		20 mm
Length		32 mm

## Connection



## Connection Assignment



Wire colors in accordance with EN 60947-5-2

1		BN	(brown)
3		BU	(blue)
4		BK	(black)