



DTM collection

DTM HART Loop converter

- Device DTM
- For HART Loop Converters
- Frame application, like e. g. PACTware, must be installed separately

Device type manager (DTM) for HART communication

Function

- Based on FDT technology
- Device Type Manager (DTMs) available for all Pepperl+Fuchs devices and systems
- Commissioning, configuration and parameter assignment independent of the process control system
- Communication DTMs available for serial interfaces and fieldbus systems
- Maintenance, diagnostics and error correction
- In accordance with VDI/VDE 2187

Technical Data

General specifications

Description	Collection of all device- and communications-DTMs for parameterization of HART Loop Converters (KFD2-HLC-Ex1.*)
-------------	---

Interface

Connection	Adapter with USB Interface
------------	----------------------------

Software

Hardware requirements	<ul style="list-style-type: none"> - processor min. 500 MHz - working memory: min. 256 MB - hard disk space: min. 200 MB - graphic resolution 1024 x 768 Depending on the complexity of the project and the DTMs used, the memory requirement may be several times higher.
Software requirements	operating system: - Microsoft Windows 7, Windows 8 or Windows 10 internet browser: - Microsoft Internet Explorer 4.0 or higher software components for installation - Microsoft .Net Framework 3.5 or higher - FDT framework program PACTware 5.X - the application-specific device type manager
Languages	German, English, French, Spanish, Russian can be selected
Licensing	The Pepperl+Fuchs DTM-Collections can be downloaded separately or altogether in a version with basic license. This version can also be obtained on CD-ROM from Pepperl+Fuchs. Basic license: The software remains a basic version after installation under the terms of a basic license that may have limited features. The basic license is delivered free of charge. Full license: The full license can only be activated by an individual license key number and transfers a basic version of software to a full version under the term of a full license. The software under these terms can be installed on more than one workstation simultaneously. The full licenses with the functionality quoted in the following can be ordered at Pepperl+Fuchs.
Installation	Administrator rights are required For installation in Windows.
Configuration	

Release date: 2021-01-25 Date of issue: 2021-01-25 Filename: t152692_eng.pdf

Refer to "General Notes Relating to Pepperl+Fuchs Product Information".

Pepperl+Fuchs Group
www.pepperl-fuchs.com

USA: +1 330 486 0002
pa-info@us.pepperl-fuchs.com

Germany: +49 621 776 2222
pa-info@de.pepperl-fuchs.com




Singapore: +65 6779 9091
pa-info@sg.pepperl-fuchs.com

PF PEPPERL+FUCHS





Technical Data

Representation of the system configuration	Graphic representation of all communication and device type managers in the tree structure. In case of online operation colour code for identification of defective units and simulation operation. Multiple windows can be opened simultaneously. It is therefore possible to view the set device parameters, to monitor the measurement value and to display the device diagnostic simultaneously.
System planning, application processing	Generation of a configuration by means of a graphical application processing menu. Editing of available projects. Selection switch markings for each channel. Offline configuration, saving of project data to hard disk. Automatic comparison of the project plan to the actual available system when establishing connections on the device and parameter levels.

Matching System Components

	KFD2-HLC-Ex1.D	
	KFD2-HLC-Ex1.D.4S	
	KFD2-HLC-Ex1.D.2W-AB	
	KFD2-HLC-Ex1.D.2W	

Accessories

	PACTware 3.6	FDT Framework
	PACTware 4.1	FDT Framework
	PACTware 5.X	FDT Framework
	Microsoft .NET	