

**Features**

- 1-channel
- Installation in Zone 1
- WirelessHART Adapter
- Battery operated
- Also supplies field device
- Input 2-wire HART transmitters and 2-wire HART current sources
- Output WirelessHART wireless interface
- Direct mounting on HART or 4 mA ... 20 mA field device
- Rotatable antenna

**Function**

The device upgrades a conventional HART or 4 mA ... 20 mA field device with a WirelessHART interface. It is mounted either directly to the cable gland entry or separated from the field device.

The device contains a battery pack which also powers the field device. Depending on the parameterization, battery lifetimes up to 5 years are possible. This allows autonomous measurements. The rotatable antenna can be brought in the optimal position, regardless of the mounting orientation of the field device.

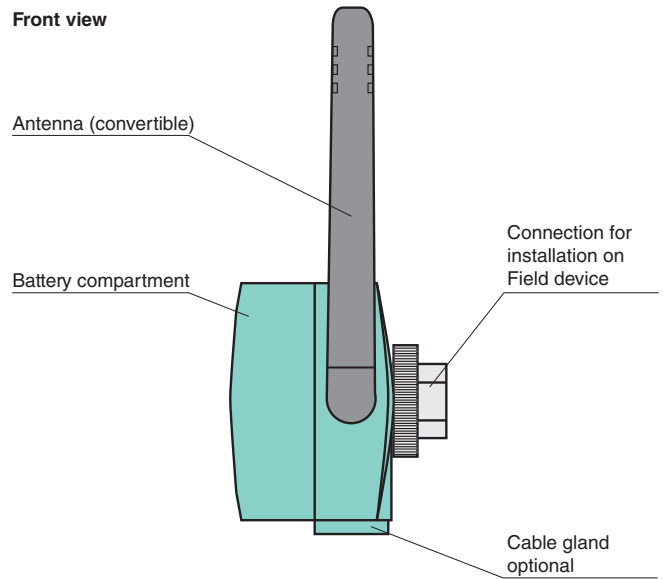
The unit is easily programmed with a configuration tool (DTM or DD).

For additional information, refer to the manual and [www.pepperl-fuchs.com](http://www.pepperl-fuchs.com).

**Application**

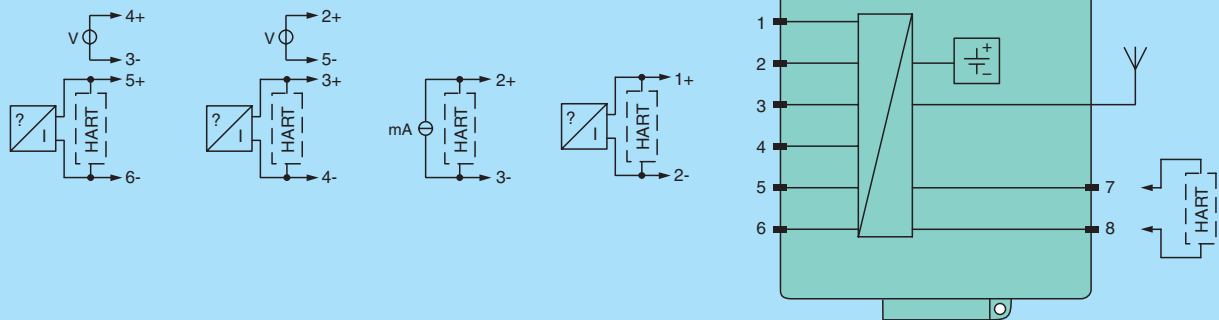
The batteries are not included with delivery. Please order separately.

**Assembly**



**WirelessHART**

**Connection**




Release date 2019-05-29 14:09 Date of issue 2019-05-29 t155586\_eng.xml

Refer to "General Notes Relating to Pepperl+Fuchs Product Information".

<b>Supply</b>		
Rated voltage	$U_r$	7.2 V DC , battery operated
<b>Electrical specifications</b>		
Output rated operating current		4 ... 20 mA
Supply		loop power for field devices voltage 8 ... 23 V DC, adjustable in steps of 0.1 V
<b>Input</b>		
Connection		terminals 1, 2, 3, 4, 5, 6 multiple wirings available , depending on operating mode
Current		4 ... 20 mA
<b>HART communication</b>		
Protocol		HART 7.1, backward compatible
Number of devices		- one passive 4 ... 20 mA/HART field device - up to 4 HART field devices in multidrop mode
Transfer rate		1200 Bit/s
Parameters		primary/secondary master, preambles, retries and short address scan ranges
<b>Output</b>		
Interface		omnidirectional dipole antenna, adjustable in vertical plane
Output variables		PV: loop current SV, TV, QV:configurable according to user requirement - adapter: temperature, battery voltage, energy consumed and estimated battery life-time - 4 ... 20 mA device: scaled or linearized process value - HART device: up to four process variables
Communication		WirelessHART specifications - physical layer: IEEE 802.15.4.2006 - frequency band: 2.4 GHz (ISM band, licence free) - transmission rate: 250 kBit/s - maximum transmit power: +10 dBm (EIRP) - transmission range: outdoor 250 m, indoor 50 m (under reference conditions) - communication standard: WirelessHART
<b>Transfer characteristics</b>		
Accuracy		current input: 0.125 % of measuring range
Influence of ambient temperature		current input: 5 $\mu$ A/K
<b>Indicators/settings</b>		
Display elements		green LED: battery status yellow LED: communication status red LED: device status
Control elements		1 push button for: - device status - enter/leave configuration mode - join trigger - factory reset
Configuration		wired interface: - HART 7.1, FSK compatible - transmission rate: 1200 Bit/s - used for device commissioning with an handheld terminal or a configuration tool (DTM)
Parameter assignment		- wireless transmit power: configurable to 0 dBm or 10 dBm (EIRP) - device variables mapping - publishing of up to ten burst messages in a wireless network, period and trigger mode selectable - notification of up to five events from adapter and/or connected device(s) in a wireless network - scaling and linearization of 4 ... 20 mA signal of connected analog device - tuning of supply parameters for the connected device - locking/unlocking of device parameterization
<b>Directive conformity</b>		
Electromagnetic compatibility		
Directive 2004/108/EC		EN 61326-1:2006
Radio and telecommunication terminal equipment		The usage of 2.4 GHz equipment is bound to local restrictions. Ensure that restrictions allow usage of this product before commissioning.
Directive 99/5/EC		ETSI EN 300328: V1.7.1 (2006-10), ETSI EN 301489-17: V1.2.1 (2002-08), EN 60950:2001
FCC CFR47 Part 15 B and C		ANSI C63.4-2003
<b>Conformity</b>		
Degree of protection		IEC 60529
Shock resistance		EN 60068-2-27
Vibration resistance		EN 60068-2-64
<b>Ambient conditions</b>		
Ambient temperature		-40 ... 60 °C (-40 ... 140 °F)
Storage temperature		-40 ... 85 °C (-40 ... 185 °F)
Relative humidity		max. 90 % , noncondensing
Vibration resistance		20 ... 2000 Hz, 0,01 g <sup>2</sup> /Hz

Release date 2019-05-29 14:09 Date of issue 2019-05-29 t155586\_eng.xml

Refer to "General Notes Relating to Pepperl+Fuchs Product Information".

Impact resistance	15 g, 11 ms
Corrosion resistance	acc. to ISA-S71.04-1985, severity level G3 test setup and execution acc. to EN 60068-2-60
<b>Mechanical specifications</b>	
Degree of protection	IP66
Cable entry	M20 x 1.5 ; enclosed cable gland
Material	plastic
Mass	approx. 750 g
Dimensions	91 x 88.5 x 100.6 mm (3.6 x 3.5 x 4 inch) (without cable glands and antenna)
Mounting	mounting on field device , panel or pole mounting versions see type code
<b>Data for application in connection with hazardous areas</b>	
EU-type examination certificate	BVS 11 ATEX E 081 , for additional certificates see <a href="http://www.pepperl-fuchs.com">www.pepperl-fuchs.com</a>
Marking	 II 2 G Ex ia IIC T4 Gb
Directive conformity	
Directive 94/9/EC	EN 60079-0:2009 , EN 60079-11:2007 , EN 60079-31:2009
<b>International approvals</b>	
IECEx approval	BVS 11.0061
<b>General information</b>	
Supplementary information	EC-Type Examination Certificate, Statement of Conformity, Declaration of Conformity, Attestation of Conformity and instructions have to be observed where applicable. For information see <a href="http://www.pepperl-fuchs.com">www.pepperl-fuchs.com</a> .
<b>Accessories</b>	
Designation	battery W-BAT-B2-Li mandatory for use in connection with hazardous areas (order separately) mounting set W-ACC-MKF8

**Product versions**

Designation	Description
WHA-ADP-F8B2-N-PP-Z1-Ex1	Mounts in 1/2" thread on Field Device
WHA-ADP-F8B2-T-PP-Z1-Ex1	Mounts in 3/4" thread on Field Device
WHA-ADP-F8B2-P-PP-Z1-Ex1	Mounts in PG thread on Field Device
WHA-ADP-F8B2-S-PP-Z1-Ex1	Mounts in M20 thread on Field Device
WHA-ADP-F8B2-0-PP-Z1-Ex1	Mounting seperated from Field Device with Mounting Kit
WHA-ADP-F8B2-0-P0-Z1	Repeater with Mounting Kit

Release date 2019-05-29 14:09 Date of issue 2019-05-29 t155586\_eng.xml

Refer to "General Notes Relating to Pepperl+Fuchs Product Information".