


Type Y & Z pressurization system 1001B

BEBCO EPS®



- NFPA 70, NFPA 496, ISA 12.4 standards
- Optional alarm output indicates air lock failure
- Type Y system certified for Class II, Division 1 to Division 2
- Type Z system certified for Class II, Division 2 to nonhazardous
- Enclosure volume up to 50 ft³

1001B Series pressurization system

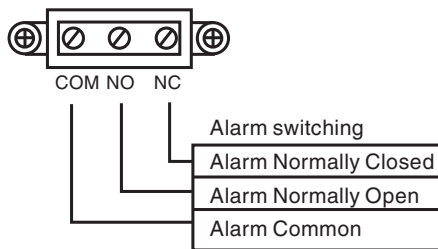


Function

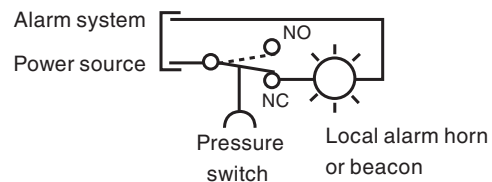
Model 1001B is an enclosure pressurization system that operates on a supply of compressed instrument air or inert gas. It regulates and monitors pressure within sealed (protected) enclosure(s), in order to prevent combustible dust accumulation by maintaining a "safe" (1.0") pressure. This process reduces the hazardous (classified) area rating within the enclosure(s), in accordance with the NEC - NFPA 70, Article 500, NFPA 496 and ISA 12.4.

Connection

Terminal block connections



Wiring configuration



Technical Data

General specifications

Series	1001B
Hazardous environment	gas

Electrical specifications

Connection	Terminal blocks
------------	-----------------

Release date: 2022-07-04 Date of issue: 2022-07-04 Filename: t156382_eng.pdf

Refer to "General Notes Relating to Pepperl+Fuchs Product Information".

Pepperl+Fuchs Group
www.pepperl-fuchs.com

USA: +1 330 486 0002
pa-info@us.pepperl-fuchs.com

Germany: +49 621 776 2222
pa-info@de.pepperl-fuchs.com

Singapore: +65 6779 9091
pa-info@sg.pepperl-fuchs.com

PF PEPPERL+FUCHS

Technical Data

Output	
Output I	-WPS-
Output type	Switch contacts
Contact loading	120 VAC @ 15 A
Pneumatic parameters	
Protective gas supply	instrument grade air or inert gas
Pressure requirement	5 - 120 psi (With EPV-3 vent. Systems installed without vent must be equipped with redundant regulator set to 5 psi max.)
Safe pressure	Setpoint: 1.0" (25.4 mm) Flow rate: 0.1 - 3.5 SCFH (2.8 - 99 l /hr)
Ambient conditions	
Ambient temperature	-29 ... 49 °C (-20.2 ... 120.2 °F)
Mechanical specifications	
Connection type	System supply fitting: 3/8" tube fitting Enclosure supply fitting: 3/8" tube fitting Enclosure reference fitting: 1/4" tube fitting Switch conduit port size: 1/2" FPT
Material	Regulator body: zinc w/enamel finish Regulator handle: polycarbonate Enclosure pressure gauge: alum. w/enamel finish Tube fitting: 316 ss forged body Tubing: 316 ss 1/4" .035 welded System nameplate: silk screened Lexan® & ss Fastener hardware: alum. & stainless steel Mounting plate: 316 14 ga #3 brush ss EXP pressure switch body: anodized cast aluminum Enclosure warning nameplate: silk screened ss
Mass	1001B-LPS-* 3.2 kg (7 lb) 1001B-WPS-* 5.4 kg (12 lb)
International approvals	
FM approval	Type Y LPS: Class II, Division 1, Groups E, F, and G WPS: Class II, Division 1, Groups E, F, and G Type Z LPS: Class II, Division 2, Groups E, F, and G WPS: Class II, Division 2, Groups E, F, and G
UL approval	
cULus	Type Y LPS: Class II, Division 1, Groups E, F, and G WPS: Class II, Division 1, Groups E, F, and G Type Z LPS: Class II, Division 2, Groups E, F, and G WPS: Class II, Division 2, Groups E, F, and G



Release date: 2022-07-04 Date of issue: 2022-07-04 Filename: t156382_eng.pdf

Refer to "General Notes Relating to Pepperl+Fuchs Product Information".

Pepperl+Fuchs Group
www.pepperl-fuchs.com

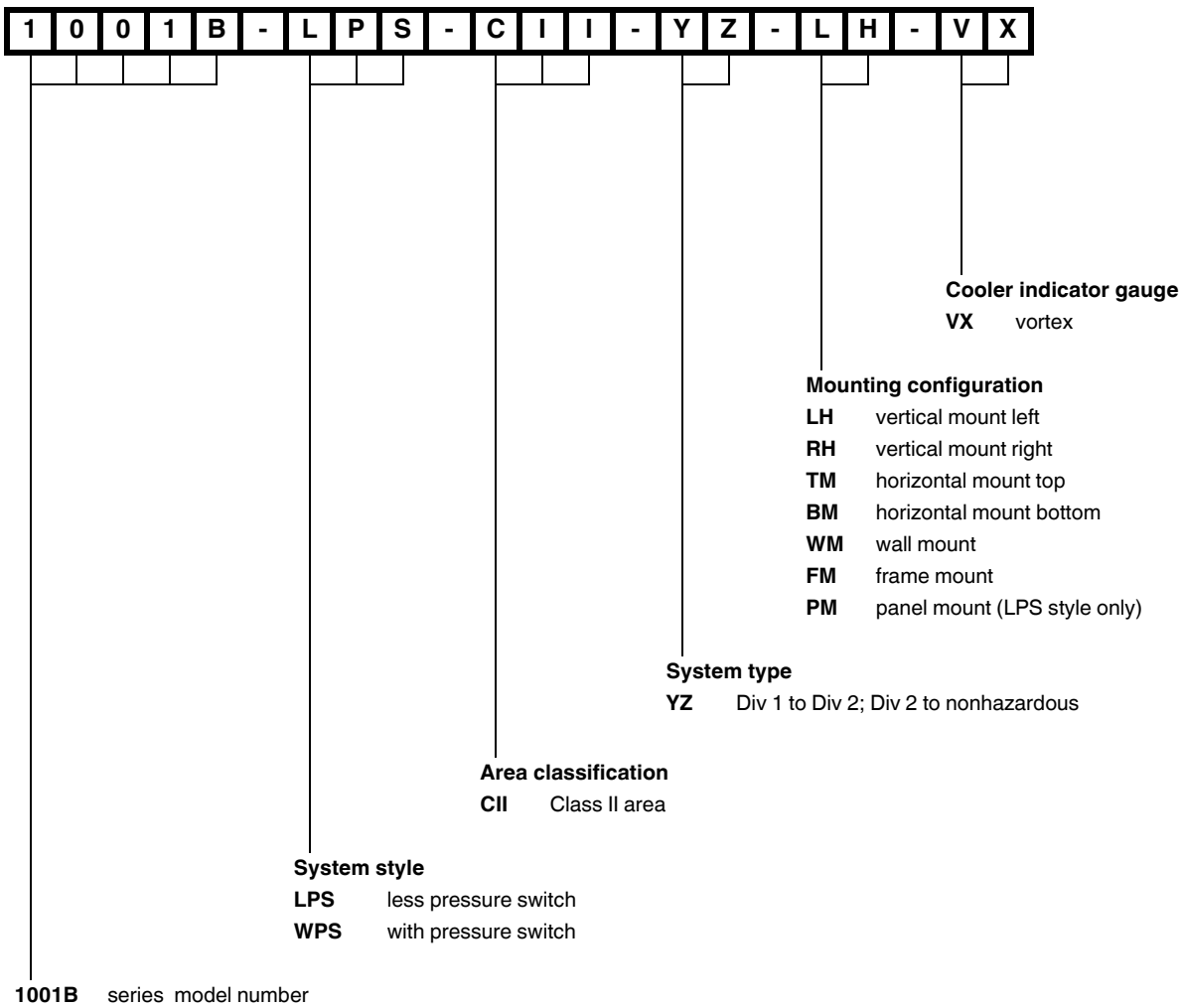
USA: +1 330 486 0002
pa-info@us.pepperl-fuchs.com

Germany: +49 621 776 2222
pa-info@de.pepperl-fuchs.com

Singapore: +65 6779 9091
pa-info@sg.pepperl-fuchs.com

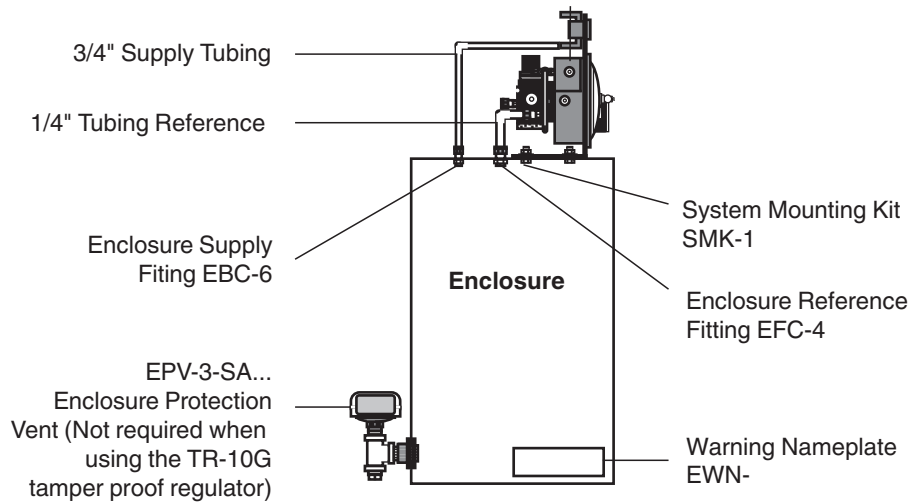
 **PEPPERL+FUCHS**

Type Code



Additional Information

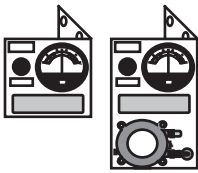
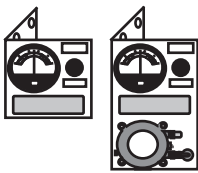

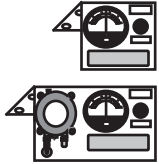
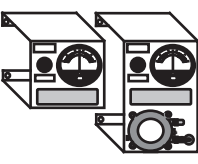
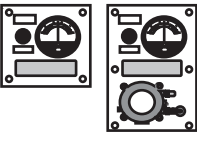
Assembly



Dimensions

Release date: 2022-07-04 Date of issue: 2022-07-04 Filename: t156382_eng.pdf

Refer to "General Notes Relating to Pepperl+Fuchs Product Information".

Overall system dimensions			
LPS / WPS	LH - left hand	RH - right hand	TM - top mount
Height	7 / 12	7 / 12	7 / 8
Width	8.875 / 8.875	8.875 / 8.875	8.75 / 14.25
Depth	6 / 7.25	6 / 7.25	6 / 7.25
			
LPS / WPS	BM - bottom mount	WM - wall mount	FM & PM - surface
Height	7 / 8	7 / 12	9 / 14
Width	8.75 / 14.25	8.875 / 8.875	10.875 / 10.875
Depth	6 / 7.25	7.5 / 9.25	4.75 / 6.5
<p>Dimensions in inches. Mounting dimensions available upon request. FM & PM panel cutout dimensions: LPS - 8 h x 9.875 w WPS - 13 h x 9.875 w.</p> <p>Height & Width dimensions reflect mounting plate measurements. Depth dimension reflects overall measurement of system, including components.</p>			

Release date: 2022-07-04 Date of issue: 2022-07-04 Filename: t156382_eng.pdf

System Accessories

Connection fittings	
Part	Description
EFC-4	1/4" flush connector
EFC-6	3/8" flush connector
EBC-6	3/8" bulkhead connector
EPC-13	1" pipe connector
Additional items	
Part	Description
ILF-6	3/8" In-Line Filter Kit
SMK-1	Surface Mounting Kit (-LH-, -RH-, -TM-, -BM-, -WM- models)
SMK-4	Surface Mounting Kit (-FM-, -PM- models)
SMK-6	Surface Mounting Kit (-FM-, -PM- models)
EPSK-2	Explosion Proof Switch Kit (Class II areas)
EPSK-2A	Explosion Proof Switch Kit (Class II areas)
GPSK-2	General-purpose Switch Kit (Class II areas)
RAH	Remote Alarm Horn
RAB-1	Div. 1 Remote Alarm Beacon
RAB-2	Div. 2 Remote Alarm Beacon
LCK	"L" style conduit fitting kit
TCK	"T" style conduit fitting kit
Hex key regulator handles	
Part	Description
TR-10G	Tamper proof regulator with gauge
Warning nameplates	
Part	Description
EWN-2	Class II enclosure warning
ETW	Enclosure temperature warning
Installation & Operation Manual	
Part	Description
DOCT-1353	Installation and Operation Manual

Release date: 2022-07-04 Date of issue: 2022-07-04 Filename: t156382_eng.pdf

Refer to "General Notes Relating to Pepperl+Fuchs Product Information".

Pepperl+Fuchs Group
www.pepperl-fuchs.com

USA: +1 330 486 0002
pa-info@us.pepperl-fuchs.com

Germany: +49 621 776 2222
pa-info@de.pepperl-fuchs.com

Singapore: +65 6779 9091
pa-info@sg.pepperl-fuchs.com

