


Compact Fieldbus Power Hub Motherboard with Host System Connectors



MBHC-FB-4R.HSC*

- 4 segments, redundant, individual modules per segment
- Customizable cable connections to any PLC and PCS hosts
- High-power trunk: Live work on devices in any hazardous area
- Best quality, smallest size and lowest heat dissipation
- For FOUNDATION Fieldbus and PROFIBUS PA
- Optional advanced diagnostics
- Passive impedance for high reliability
- Supports Ex ic voltage limitation
- Installation in Zone 2/Div. 2
- Spring terminals or screw terminals selectable



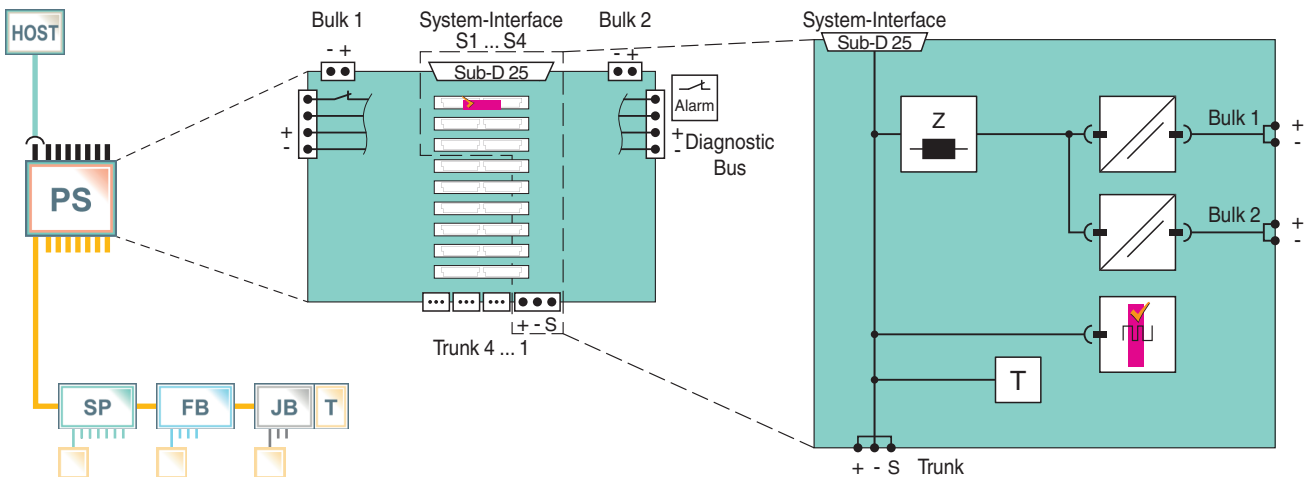
Function

The FieldConnex® Compact Power Hub is a modular fieldbus power supply for four segments with lowest power dissipation and smallest foot print. It supports explosion protection e.g. the High-Power Trunk for longest cable run and highest device count. The Power Hub supports optional Advanced Diagnostics for fast fieldbus commissioning and online monitoring.

The motherboard is the wiring interface and is equipped with a DB 25 connector. Manufactured cables with DCS system plugs reduce the number connection points and effort for check-out. Sockets for all modules enable simple installation and replacement without tools. For power redundancy with seamless transfer, pairs of modules feed each segment. Wire connections can be selected as spring terminals or screw terminals.

This design allows the most compact cabinet layout. Excellent availability and a very long service life are achieved through: passive impedance filter per segment, high-availability fieldbus termination and plug-in connectors with retaining screws. Electronics are optimized for lowest power dissipation and compactness.

Connection



Technical Data

General specifications

Design / Mounting Motherboard based

Supply

Connection	redundant	
Rated voltage	U_r	19.2 ... 35 V SELV/PELV
Rated current	I_r	12 A

Release date: 2023-02-14 Date of issue: 2023-02-14 Filename: t169683_eng.pdf

Refer to "General Notes Relating to Pepperl+Fuchs Product Information".

Pepperl+Fuchs Group
www.pepperl-fuchs.com

USA: +1 330 486 0002
pa-info@us.pepperl-fuchs.com

Germany: +49 621 776 2222
pa-info@de.pepperl-fuchs.com

Singapore: +65 6779 9091
pa-info@sg.pepperl-fuchs.com

PEPPERL+FUCHS

Technical Data

Power dissipation	typ. 0.4 W per segment
Fieldbus connection	
Number of segments	4 redundant
Host-side	system specific cable connection
Terminating resistor	100 Ω integrated
Indicators/operating means	
Fault signal	VFC alarm 1 A, 50 V DC, normally closed
Galvanic isolation	
Fieldbus segment/Fieldbus segment	functional insulation acc. to IEC 62103, rated insulation voltage 50 V _{eff}
Fieldbus segment/Supply	functional insulation acc. to IEC 62103, rated insulation voltage 250 V _{eff}
Directive conformity	
Electromagnetic compatibility	
Directive 2014/30/EU	EN 61326-1:2013
Standard conformity	
Electromagnetic compatibility	NE 21:2011
Degree of protection	IEC 60529
Fieldbus standard	IEC 61158-2
Shock resistance	EN 60068-2-27
Vibration resistance	EN 60068-2-6
Ambient conditions	
Ambient temperature	-40 ... 70 °C (-40 ... 158 °F)
Storage temperature	-40 ... 85 °C (-40 ... 185 °F)
Relative humidity	< 95 % non-condensing
Shock resistance	10 g , 11 ms
Vibration resistance	1 g , 10 ... 150 Hz
Pollution degree	max. 2, according to IEC 60664
Corrosion resistance	acc. to ISA-S71.04-1985, severity level G3
Mechanical specifications	
Connection type	plug-in terminals , spring terminal and screw terminal
Core cross section	2.5 mm ²
Housing material	Polycarbonate
Degree of protection	IP20
Mass	approx. 580 g
Mounting	DIN mounting rail
Data for application in connection with hazardous areas	
Certificate	TÜV 10 ATEX 555761X
Marking	Ⓔ II 3G Ex ec IIC T4 Gc
Directive conformity	
Directive 2014/34/EU	EN 60079-0:2012 , EN 60079-11:2012 , EN 60079-15:2010
International approvals	
FM approval	CoC 3024816, CoC 3024816C
Approved for	Class I, Division 2, Groups A, B, C, D, T4 / Class I, Zone 2, AEx/Ex nA IIC T4
IECEX approval	IECEX TUN 13.0037X
Approved for	Ex ec IIC T4 Gc
Certificates and approvals	
Marine approval	DNV A-14038
General information	
Supplementary information	Statement of Conformity, Declaration of Conformity, Attestation of Conformity and instructions have to be observed where applicable. For information see www.pepperl-fuchs.com .

Release date: 2023-02-14 Date of issue: 2023-02-14 Filename: t169683_eng.pdf

Refer to "General Notes Relating to Pepperl+Fuchs Product Information".


 Pepperl+Fuchs Group
www.pepperl-fuchs.com

 USA: +1 330 486 0002
pa-info@us.pepperl-fuchs.com






 Germany: +49 621 776 2222
pa-info@de.pepperl-fuchs.com

 Singapore: +65 6779 9091
pa-info@sg.pepperl-fuchs.com
 **PEPPERL+FUCHS**

Assembly



Matching System Components

	HD2-DM-A	Fieldbus Power Hub, Advanced Diagnostic Module
	HD2-DM-B	Fieldbus Power Hub, Basic Diagnostic Module
	HD2-DM-A.RO	Fieldbus Power Hub, Advanced Diagnostic Module with Relay Output
	HCD2-FBPS-1.23.500	Fieldbus Power Hub, Compact Power Supply Module
	MB-FB-GTR1*	Fieldbus Power Hub, Gateway Motherboard

Accessories

ACC-MB-HSK	Grounding Rail including 4 Cable Clamps
ACC-MB-HDC	Diagnostic cordset for linking the diagnostic bus of 2 motherboards, length 6 cm
ACC-MB-SW	Separation Wall for MBHC, Ex ic Applications
ACC-LBF-EB.8	8x Grounding Rail for Surge Protection, TPH-LBF* and MBHC-FB*

Release date: 2023-02-14 Date of issue: 2023-02-14 Filename: t169683_eng.pdf

Refer to "General Notes Relating to Pepperl+Fuchs Product Information".

Pepperl+Fuchs Group
www.pepperl-fuchs.com

USA: +1 330 486 0002
pa-info@us.pepperl-fuchs.com

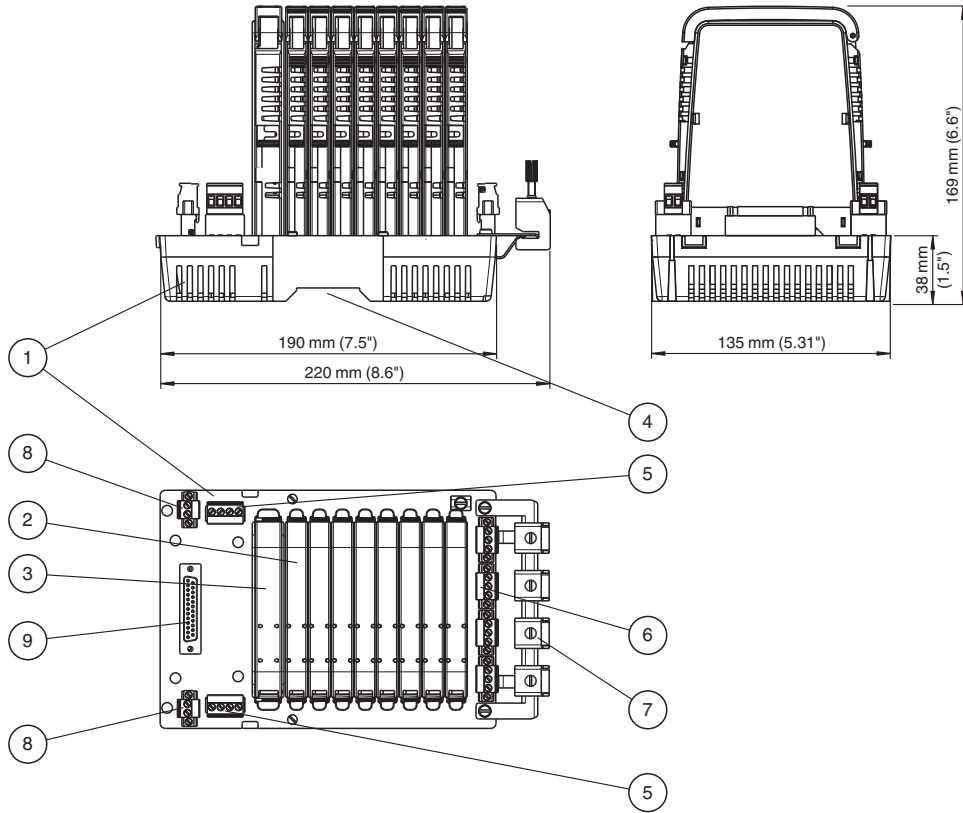
Germany: +49 621 776 2222
pa-info@de.pepperl-fuchs.com

Singapore: +65 6779 9091
pa-info@sg.pepperl-fuchs.com

 **PEPPERL+FUCHS**

Additional Information

Dimensions and Assembly



Description:

- 1 Motherboard MBHC-FB-4R.HSC*
- 2 Power supply modules
- 3 Diagnostic module
- 4 Mounting slot for DIN mounting rail
- 5 Connections for alarm voltage-free contact and diagnostic bus
- 6 Connections for fieldbus trunk
- 7 Screening/earthing kit for trunk shields, optional accessory
- 8 Connections for bulk power supply
- 9 DB 25 connector for host via custom cable

Components

Compatible Power Supply Modules

		HCD2-FBPS-1.23.500	HCD2-FBPS-1.500	
Power Output				
Voltage (V)		21 ... 23	28 ... 29.5	
Current (mA)		500	500	
Limit U ₀ (V)		24	30	
Device in ...	Type of Protection			Required Installation Components
Zone 0/Div. 1	Intrinsically safe Ex ia		■	FieldBarrier
Zone 1/Div. 1	Intrinsically safe Ex ia		■	FieldBarrier
Zone 1/Div. 1	Flameproof Ex d		■	Segment Protector R-SP-E12 or any Segment Protector installed in Zone 2
Zone 2	Intrinsically safe Ex ic (Entity)	■	■	Selected Segment Protectors
Div. 2	Non-incendive	■	■	Any Segment Protector; power module selection depends on voltage of field device
Safe Area	No specific type of protection		■	Segment Protector recommended

Release date: 2023-02-14 Date of issue: 2023-02-14 Filename: t169683_eng.pdf

Refer to "General Notes Relating to Pepperl+Fuchs Product Information".

For more details on the power supply modules see respective data sheets.

Diagnostic Module Selection

The following diagnostic modules are compatible with this motherboard.

Type code	Description
HD2-DM-B	Diagnostic Module, basic version
HD2-DM-A	Diagnostic Module, advanced version
HD2-DM-A.RO	Diagnostic Module, advanced version, relay output

The stationary and mobile Advanced Diagnostic Module (ADM) and related components provide measurement tools for the fieldbus physical layer. The ADM monitors many quality indicating values of the fieldbus physical layer. An expert system, which is included, analyzes the values and issues easy to understand messages indicating cause and remedy. The ADM is recommended for:

- **Faster commissioning and plant start-up:** Installation issues are known and corrected before loop check commences
- **Reliable operation through online monitoring:** The quality of the physical layer and installation is monitored making fieldbus a manageable asset
- **Efficient troubleshooting:** An expert system guides the user through issues and faults in the fieldbus installation

Many other tools are included that enhance fieldbus installation and upkeep. Please see datasheet on HD2-DM-A.

Product Versions

Type code	Description
MBHC-FB-4R.HSC	Motherboard for redundant power supplies with pluggable screw terminals and host system connector (Pepperl+Fuchs custom cable with 25-pin sub-D connector to a DCS typical system connection)
MBHC-FB-4R.HSC.1	Motherboard for redundant power supplies with pluggable spring terminals and host system connector (Pepperl+Fuchs custom cable with 25-pin sub-D connector to a DCS typical system connection)

Interface

Connection to FOUNDATION Fieldbus Hosts

Invensys

The motherboard can be connected to Foxboro I/A series with FBM228 host modules using a dedicated system cable. The number of cables required is determined by the number of system connectors on the Power Hub motherboard.

Type code	Description
ACC-MB-HGC.FOX.010	FieldConnex Power Hub system cable for Foxboro FBM228, length 1 m
ACC-MB-HGC.FOX.020	FieldConnex Power Hub system cable for Foxboro FBM228, length 2 m
ACC-MB-HGC.FOX.030	FieldConnex Power Hub system cable for Foxboro FBM228, length 3 m
ACC-MB-HGC.FOX.050	FieldConnex Power Hub system cable for Foxboro FBM228, length 5 m
ACC-MB-HGC.FOX.100	FieldConnex Power Hub system cable for Foxboro FBM228, length 10 m
ACC-MB-HGC.FOX.150	FieldConnex Power Hub system cable for Foxboro FBM228, length 15 m
ACC-MB-HGC.FOX.200	FieldConnex Power Hub system cable for Foxboro FBM228, length 20 m

Honeywell

The motherboard can be connected to Honeywell series C with FIM4/FIM8 host modules using a dedicated system cable. The number of cables required is determined by the number of system connectors on the Power Hub motherboard.

Type code	Description
ACC-MB-HGC.HON.010	FieldConnex Power Hub system cable for Honeywell C300, length 1 m
ACC-MB-HGC.HON.020	FieldConnex Power Hub system cable for Honeywell C300, length 2 m
ACC-MB-HGC.HON.030	FieldConnex Power Hub system cable for Honeywell C300, length 3 m
ACC-MB-HGC.HON.050	FieldConnex Power Hub system cable for Honeywell C300, length 5 m
ACC-MB-HGC.HON.100	FieldConnex Power Hub system cable for Honeywell C300, length 10 m
ACC-MB-HGC.HON.150	FieldConnex Power Hub system cable for Honeywell C300, length 15 m
ACC-MB-HGC.HON.200	FieldConnex Power Hub system cable for Honeywell C300, length 20 m

Release date: 2023-02-14 Date of issue: 2023-02-14 Filename: t169683_eng.pdf