


Fieldbus Terminator for Field Mounting (Ex ia)



F*-FT-Ex1

- Terminator in stainless steel housing
- Intrinsically safe, FISCO and flameproof enclosure (Ex d)
- Installation on open cable gland
- Choice of threads 20 mm, Pg 13.5 mm or 1/2" NPT
- For FOUNDATION Fieldbus H1 and PROFIBUS PA



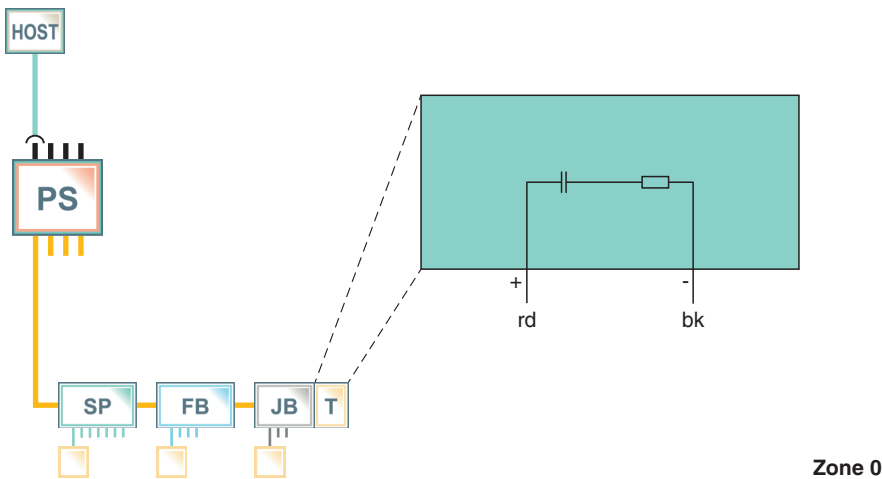
Function

F*-FT-Ex1 are terminators and provide capacitance and resistance to terminate a segment according to IEC/EN 61158-2. Types of protection are intrinsic safety 'Ex ia' and flameproof enclosure 'Ex d' for installation in Zone 1 ... 2. A solid metal housing enables installation in rough environments. Housings are selectable with 20 mm ISO, 13.5 mm PG, or 0.5 in NPT threads for easy installation on outdoor fieldbus junction boxes or field devices.

For increased availability, the terminator features multiple capacitors and resistors in a network. If one capacitor fails, the basic functionality remains intact. This is detectable with the FieldConnex® advanced diagnostic module, allowing timely maintenance.

Terminators are required at each end of the trunk line. They eliminate signal reflections at the end of the cable and convert the fieldbus signal transmitted as a current into a voltage, which is detectable by all devices.

Connection



Technical Data

General specifications

Design / Mounting Outside installation

Fieldbus connection

Connection 2-wire cable, red+, black-

Rated voltage U_N max. 32 V DC

Directive conformity

Electromagnetic compatibility

Directive 2014/30/EU EN 61326-1:2013

Standard conformity

Electromagnetic compatibility NE 21:2011

Release date: 2022-07-04 Date of issue: 2022-07-04 Filename: t181581_eng.pdf

Refer to "General Notes Relating to Pepperl+Fuchs Product Information".

Pepperl+Fuchs Group
www.pepperl-fuchs.com

USA: +1 330 486 0002
pa-info@us.pepperl-fuchs.com

Germany: +49 621 776 2222
pa-info@de.pepperl-fuchs.com


Singapore: +65 6779 9091
pa-info@sg.pepperl-fuchs.com

PF PEPPERL+FUCHS

Technical Data

Degree of protection	IEC/EN 60529
Fieldbus standard	IEC 61158-2
Ambient conditions	
Ambient temperature	-50 ... 85 °C (-58 ... 185 °F)
Storage temperature	-50 ... 85 °C (-58 ... 185 °F)
Mechanical specifications	
Core cross section	0.75 mm ²
Housing	77 mm x 22 mm
Degree of protection	IP67
Mass	100 g
Mounting	20 mm ISO thread PG13.5 thread 1/2 NPT thread
Data for application in connection with hazardous areas	
EU-type examination certificate	DMT 01 ATEX 104 X
Marking	Ⓜ II 1G Ex ia IIC T6 ... T4 Ga , Ⓜ II 2G Ex db ia IIC T6 ... T4 Gb , Ⓜ II 2G Ex db mb IIC T6 ... T4 Gb , max. permissible explosion (reference) pressure of the Ex d enclosure: 20 bar
Temperature class	T6 for ambient temperature ≤ 60 °C T5 for ambient temperature ≤ 75 °C T4 for ambient temperature ≤ 85 °C
Maximum values	acc. to FISCO
Directive conformity	
Directive 2014/34/EU	EN 60079-0:2012 , EN 60079-1:2014 , EN 60079-11:2012 , EN 60079-18:2015
International approvals	
IECEx approval	IECEx BVS 10.0022X
Approved for	Ex ia IIC T6 ... T4 Ga , Ex db ia IIC T6 ... T4 Gb , Ex db mb IIC T6 ... T4 Gb
General information	
Supplementary information	EC-Type Examination Certificate, Statement of Conformity, Declaration of Conformity, Attestation of Conformity and instructions have to be observed where applicable. For information see www.pepperl-fuchs.com .

Assembly



Additional Information

Dimensions

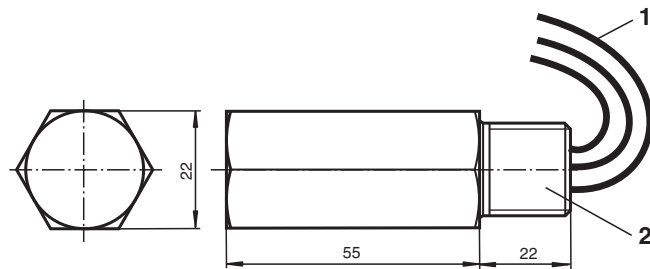


Figure 1: F*-FT-Ex1. All dimensions in mm without tolerance indication.

- 1 Core cross section: 1.0 mm
Minimum cable length: 290 mm
- 2 Terminator, for variants see table below

Product Versions

Type Code	Description
FS-FT-Ex1	Terminator with 20 mm ISO thread
FP-FT-Ex1	Terminator with PG 13.5 thread
FN-FT-Ex1	Terminator with 1/2 NPT thread

Assembly

Fieldbus Junction Box

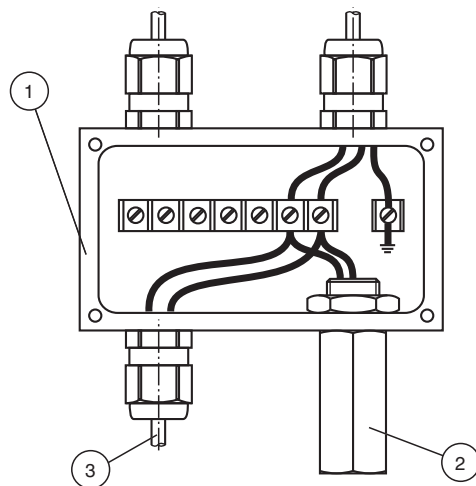


Figure 2: Example of an F*-FT-Ex1 connected to a fieldbus junction box

- 1 Fieldbus junction box
- 2 F*-FT-Ex1 terminator
- 3 Connection to the field device

Release date: 2022-07-04 Date of issue: 2022-07-04 Filename: t181581_eng.pdf

Field Device

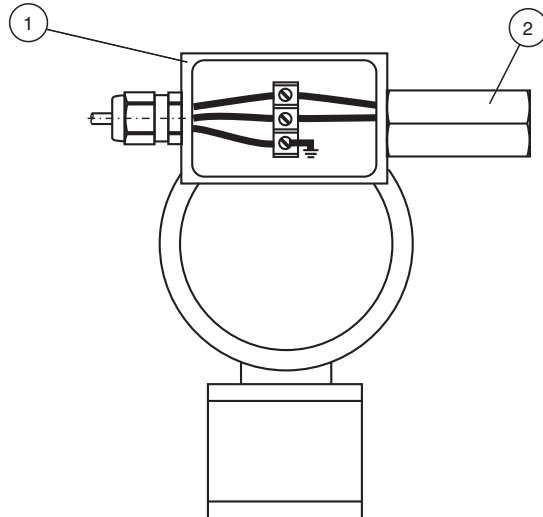


Figure 3: Example of an F*-FT-Ex1 connected to a field device

- 1 Field device, e. g. a level sensor
- 2 F*-FT-Ex1 terminator