



Switch Disconnectors Ex e

DIS.*

- Installation in Zone 1, Zone 2, Zone 21 and Zone 22
- Ex db eb and Ex tb certified
- Various contact configurations and pole numbers
- Glass reinforced polyester (GRP) or stainless steel enclosures
- Padlockable switch
- Labeling '0 - I'
- Function-adequate cable gland configurations
- Degree of protection: IP 66



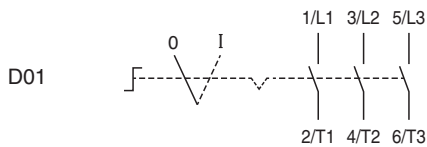
Function

DIS* switch disconnectors and SAF* safety switches guarantee safe disconnection of machines from the mains power supply during cleaning, maintenance and repair. They can be utilized in hazardous areas up to zone 1 / 21. Various main and auxiliary contact configurations cover many switching requirements.

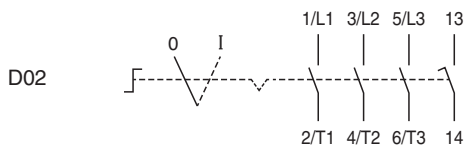
Enclosure variants are available in high-quality stainless steel and rugged GRP material.

According to IEC 62626-1 the enclosure cover of SAF* variants can only be opened when the switch is in ON position.

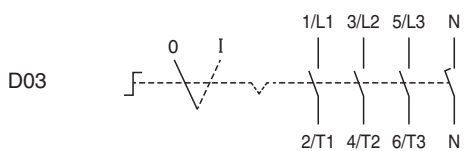
Connection Assignment



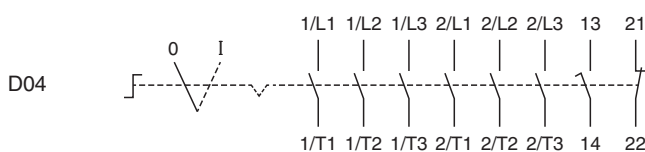
	1/L1	3/L2	5/L3
0			
I	X	X	X
	2/T1	4/T2	6/T3



	1/L1	3/L2	5/L3	13
0				
I	X	X	X	X
	2/T1	4/T2	6/T3	14



	1/L1	3/L2	5/L3	N
0				
I	X	X	X	X
	2/T1	4/T2	6/T3	N



	1/L1	1/L2	1/L3	2/L1	2/L2	2/L3	13	21
0								
I	X	X	X	X	X	X	X	X
	1/T1	1/T2	1/T3	2/T1	2/T2	2/T3	14	22

Release date: 2023-04-17 Date of issue: 2023-04-17 Filename: t184812_eng.pdf

Refer to "General Notes Relating to Pepperl+Fuchs Product Information".

Pepperl+Fuchs Group
www.pepperl-fuchs.com

USA: +1 330 486 0002
pa-info@us.pepperl-fuchs.com

Germany: +49 621 776 2222
pa-info@de.pepperl-fuchs.com

Singapore: +65 6779 9091
pa-info@sg.pepperl-fuchs.com

PEPPERL+FUCHS

Technical Data

Electrical specifications	
Operating voltage	690 V max.
Rated impulse withstand voltage	6 kV
Rated frequency	50/60 Hz
Short circuit current limitation	recommended: 25 A : 35 A, gG 40 A : 63 A, gG
Operating current	25 A max. or 40 A max.
Terminal capacity	see data table
Rated insulation voltage	800 V
Function	switch disconnecter
Color	black and red-yellow
Contact configuration	see data table
Switching configuration	2 position changeover with left OFF
Usage category	see data table
Number of poles	see data table
Auxiliary contacts	see data table
Auxiliary contacts usage category	see data table
Operator action	engage - engage
Lockable	in 'OFF' position threefold padlockable
Labeling	0 - I
Mechanical specifications	
Enclosure range	see table
Enclosure cover	fully detachable
Cover fixing	stainless steel A4 (V4A) hexagonal head screws or stainless steel combination Phillips and slotted screw
Screws	M6
Number	4
Tightening torque	3.5 Nm
Cover seal	foamed silicone
Safety	cover detachable only when operator in 'ON' position with SAF.* variants
Degree of protection	IP66
Cable entry	see data table
Defined entry area	face B
Material	
Enclosure	carbon loaded, antistatic glass-fiber reinforced polyester (GRP) or AISI 316L, (1.4404) stainless steel
Finish	inherent color black or brushed
Mass	see data table
Dimensions	see data table
Tightening torque	
Nut torque at enclosure (SW1)	see datasheets of cable glands
Mounting	see data table
Grounding	GRP none as standard stainless steel M6 internal/external brass nickel-plated grounding bolt
Ambient conditions	
Ambient temperature	-40 ... 55 °C (-40 ... 131 °F) @ T4
Data for application in connection with hazardous areas	
EU-type examination certificate	CML 16 ATEX 3009X
Marking	⊕ II 2 GD Ex db eb IIC T* Gb Ex tb IIIC T** °C Db T4/T130 °C @ Ta +55 °C
International approvals	
IECEx approval	IECEx CML 16.0008X
UKCA approval	CML 22 UKEX 2550X

Release date: 2023-04-17 Date of issue: 2023-04-17 Filename: t184812_eng.pdf

Refer to "General Notes Relating to Pepperl+Fuchs Product Information".

Pepperl+Fuchs Group
www.pepperl-fuchs.comUSA: +1 330 486 0002
pa-info@us.pepperl-fuchs.comGermany: +49 621 776 2222
pa-info@de.pepperl-fuchs.comSingapore: +65 6779 9091
pa-info@sg.pepperl-fuchs.com

PEPPERL+FUCHS

Technical Data

ECAS approval	22-10-53256/E22-09-052316/NB0002
IA approval	MASC S/18-0003X
CCC approval	2020322304002545
Conformity	
Degree of protection	EN 60529
Usage category	IEC / EN 60947
CE marking	0080 or 0102, see type label
General information	
Supplementary information	EC-Type Examination Certificate, Statement of Conformity, Declaration of Conformity, Attestation of Conformity and instructions have to be observed where applicable. For information see www.pepperl-fuchs.com.

Type Code

1		2		3		4		5		6
***	.	*	.	***	.	**	.	***	.	**
DIS	.	S	.	025	.	3P	.	1NO	.	SR

Example: DIS.S.025.3P.1NO.SR

Switch disconnector in stainless steel enclosure, 25 A, 3 pole, auxiliary contact 1x NO, enclosure series SR

1	Series
DIS	switch disconnector
SAF	safety switch

2	Enclosure material
P	glass fiber reinforced polyester
S	stainless steel

3	Amperage
025	25 A
040	40 A

4	Main contact poles
3P	3 pole
3PN	3 pole + N
6P	6 pole

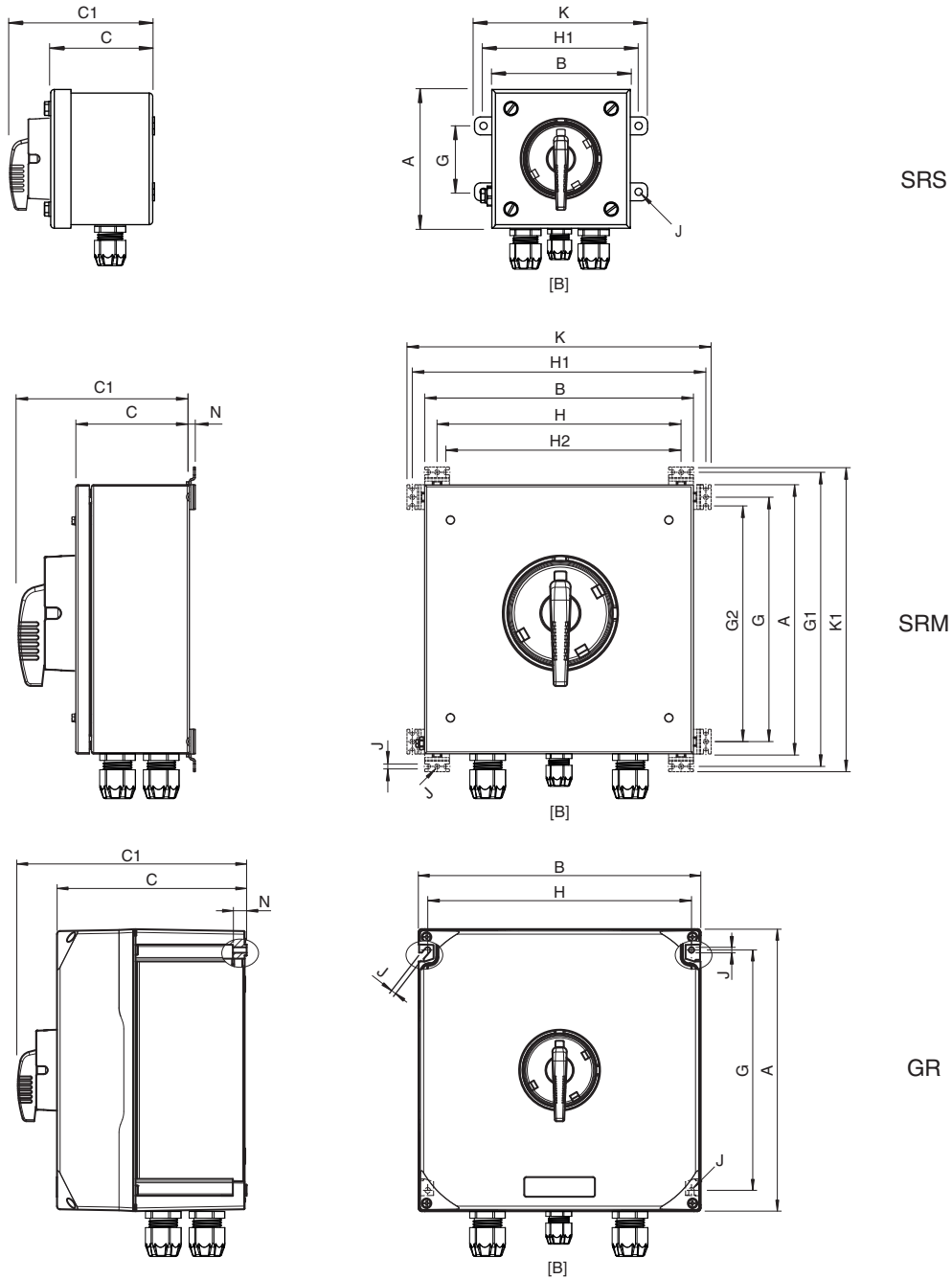
5	Auxiliary contacts
	none
1NO	1x NO
1NO.1NC	1x NO / 1x NC

6	Enclosure series
GR	GR series
SR	SR series

Release date: 2023-04-17 Date of issue: 2023-04-17 Filename: t184812_eng.pdf

Refer to "General Notes Relating to Pepperl+Fuchs Product Information".

Dimensions and Enclosure Details



Dimension values see data table.

Image and drawing are generic for this device type and may deviate from the specific variant.

Release date: 2023-04-17 Date of issue: 2023-04-17 Filename: t184812_eng.pdf

Dimensions

Type	Enclosure series	External dimensions [mm]						Mounting [mm]							Mass approx. [kg]	
		A	B	C	C1	K	K1	G	G1	G2	H	H1	H2	N		J
Switch disconnectors in GRP enclosures																
DIS.P.025.3P.GR	GR	179	179	104	154	-	-	126	-	-	156	-	-	18	7	2.1
DIS.P.025.3PN.GR	GR	179	179	104	154	-	-	126	-	-	156	-	-	18	7	2.2
DIS.P.025.3P.1NO.GR	GR	179	179	104	154	-	-	126	-	-	156	-	-	18	7	2.2
DIS.P.025.6P.1NO.1NC.GR	GR	179	359	166.5	216.5	-	-	156	-	-	336	-	-	18	7	4.3
DIS.P.040.3P.GR	GR	179	359	166.5	216.5	-	-	156	-	-	336	-	-	18	7	4.8
DIS.P.040.3PN.GR	GR	179	359	166.5	216.5	-	-	156	-	-	336	-	-	18	7	4.85
DIS.P.040.3P.1NO.GR	GR	179	359	166.5	216.5	-	-	156	-	-	336	-	-	18	7	4.85
DIS.P.040.6P.1NO.1NC.GR	GR	359	359	241.5	291.5	-	-	306	-	-	336	-	-	18	7	9
Switch disconnectors in stainless steel enclosures																
DIS.S.025.3P.SR	SRS	156	156	94	144	185	-	95	-	-	-	170	-	1.5	6.1	2.5
DIS.S.025.3PN.SR	SRS	156	156	94	144	185	-	95	-	-	-	170	-	1.5	6.1	2.5
DIS.S.025.3P.1NO.SR	SRS	156	156	94	144	185	-	95	-	-	-	170	-	1.5	6.1	2.5
DIS.S.025.6P.1NO.1NC.SR	SRM	260	260	160	210	310	310	225	295	212.5	225	295	212.5	8.5	7	6.5
DIS.S.040.3P.SR	SRM	260	260	160	210	310	310	225	295	212.5	225	295	212.5	8.5	7	6.3
DIS.S.040.3PN.SR	SRM	260	260	160	210	310	310	225	295	212.5	225	295	212.5	8.5	7	6.3
DIS.S.040.3P.1NO.SR	SRM	260	260	160	210	310	310	225	295	212.5	225	295	212.5	8.5	7	6.3
DIS.S.040.6P.1NO.1NC.SR	SRM	260	260	220	270	310	310	225	295	212.5	225	295	212.5	8.5	7	7
Safety switches in GRP enclosures																
SAF.P.025.3P.1NO.GR	GR	179	179	104	154	-	-	126	-	-	156	-	-	18	7	2.2
SAF.P.040.3P.1NO.GR	GR	179	359	166.5	216.5	-	-	156	-	-	336	-	-	18	7	4.85
Safety switches in stainless steel enclosures																
SAF.S.025.3P.1NO.SR	SRS	156	156	91.5	144	185	-	95	-	-	-	170	-	1.5	6.1	2.5
SAF.S.040.3P.1NO.SR	SRM	260	260	160	210	310	310	295	225	212.5	225	295	282.5	8.5	7	6.3

Values might differ slightly due to manufacturing tolerances.

Electrical Data

Type	Operating current [A max.]	Main contacts			Auxiliary contacts	
		Contact configuration	Diagram	Usage category	Contact configuration	Usage category
Switch disconnectors in GRP enclosures						
DIS.P.025.3P.GR	25	3x NO	D01	AC23: 690 V AC - 16 A / 500 V AC - 20 A / 400 V AC - 25 A AC3: 690 V AC - 16 A / 500 V AC - 20 A / 400 V AC - 25 A	-	-
DIS.P.025.3PN.GR	25	4x NO	D02	AC23: 690 V AC - 16 A / 500 V AC - 20 A / 400 V AC - 25 A AC3: 690 V AC - 16 A / 500 V AC - 20 A / 400 V AC - 25 A	-	-
DIS.P.025.3P.1NO.GR	25	3x NO	D03	AC23: 690 V AC - 16 A / 500 V AC - 20 A / 400 V AC - 25 A AC3: 690 V AC - 16 A / 500 V AC - 20 A / 400 V AC - 25 A	1x NO delayed, advanced opening	AC11: 500 V AC - 20 A
DIS.P.025.6P.1NO.1NC.GR	25	6x NO	D03	AC23: 690 V AC - 16 A / 500 V AC - 20 A / 400 V AC - 25 A AC3: 690 V AC - 16 A / 500 V AC - 20 A / 400 V AC - 25 A	1x NO delayed, advanced opening / 1x NC	AC11: 500 V AC - 20 A
DIS.P.040.3P.GR	40	3x NO	D01	AC23: 690 V AC - 32 A / 500 V AC - 40 A / 400 V AC - 40 A AC3: 690 V AC - 32 A / 500 V AC - 40 A / 400 V AC - 40 A	-	-
DIS.P.040.3PN.GR	40	4x NO	D02	AC23: 690 V AC - 32 A / 500 V AC - 40 A / 400 V AC - 40 A AC3: 690 V AC - 32 A / 500 V AC - 40 A / 400 V AC - 40 A	-	-
DIS.P.040.3P.1NO.GR	40	3x NO	D03	AC23: 690 V AC - 32 A / 500 V AC - 40 A / 400 V AC - 40 A AC3: 690 V AC - 32 A / 500 V AC - 40 A / 400 V AC - 40 A	1x NO delayed, advanced opening	AC11: 500 V AC - 20 A
DIS.P.040.6P.1NO.1NC.GR	40	6x NO	D04	AC23: 690 V AC - 32 A / 500 V AC - 40 A / 400 V AC - 40 A AC3: 690 V AC - 32 A / 500 V AC - 40 A / 400 V AC - 40 A	1x NO delayed, advanced opening / 1x NC	AC11: 500 V AC - 20 A
Switch disconnectors in stainless steel enclosures						
DIS.S.025.3P.SR	25	3x NO	D01	AC23: 690 V AC - 16 A / 500 V AC - 20 A / 400 V AC - 25 A AC3: 690 V AC - 16 A / 500 V AC - 20 A / 400 V AC - 25 A	-	-
DIS.S.025.3PN.SR	25	4x NO	D02	AC23: 690 V AC - 16 A / 500 V AC - 20 A / 400 V AC - 25 A AC3: 690 V AC - 16 A / 500 V AC - 20 A / 400 V AC - 25 A	-	-
DIS.S.025.3P.1NO.SR	25	3x NO	D03	AC23: 690 V AC - 16 A / 500 V AC - 20 A / 400 V AC - 25 A AC3: 690 V AC - 16 A / 500 V AC - 20 A / 400 V AC - 25 A	1x NO delayed, advanced opening	AC11: 500 V AC - 20 A
DIS.S.025.6P.1NO.1NC.SR	25	6x NO	D04	AC23: 690 V AC - 16 A / 500 V AC - 20 A / 400 V AC - 25 A AC3: 690 V AC - 16 A / 500 V AC - 20 A / 400 V AC - 25 A	1x NO delayed, advanced opening / 1x NC	AC11: 500 V AC - 20 A
DIS.S.040.3P.SR	40	3x NO	D01	AC23: 690 V AC - 32 A / 500 V AC - 40 A / 400 V AC - 40 A AC3: 690 V AC - 32 A / 500 V AC - 40 A / 400 V AC - 40 A	-	-
DIS.S.040.3PN.SR	40	4x NO	D02	AC23: 690 V AC - 32 A / 500 V AC - 40 A / 400 V AC - 40 A AC3: 690 V AC - 32 A / 500 V AC - 40 A / 400 V AC - 40 A	-	-
DIS.S.040.3P.1NO.SR	40	3x NO	D03	AC23: 690 V AC - 32 A / 500 V AC - 40 A / 400 V AC - 40 A AC3: 690 V AC - 32 A / 500 V AC - 40 A / 400 V AC - 40 A	1x NO delayed, advanced opening	AC11: 500 V AC - 20 A
DIS.S.040.6P.1NO.1NC.SR	40	6x NO	D04	AC23: 690 V AC - 32 A / 500 V AC - 40 A / 400 V AC - 40 A AC3: 690 V AC - 32 A / 500 V AC - 40 A / 400 V AC - 40 A	1x NO delayed, advanced opening / 1x NC	AC11: 500 V AC - 20 A
Safety switches in GRP enclosures						
SAF.P.025.3P.1NO.GR	25	3x NO	D02	AC23: 690 V AC - 16 A / 500 V AC - 20 A / 400 V AC - 25 A AC3: 690 V AC - 16 A / 500 V AC - 20 A / 400 V AC - 25 A	1x NO delayed, advanced opening	AC11: 500 V AC - 20 A
SAF.P.040.3P.1NO.GR	40	3x NO	D02	AC23: 690 V AC - 32 A / 500 V AC - 40 A / 400 V AC - 40 A AC3: 690 V AC - 32 A / 500 V AC - 40 A / 400 V AC - 40 A	1x NO delayed, advanced opening	AC11: 500 V AC - 20 A
Safety switches in stainless steel enclosures						
SAF.S.025.3P.1NO.SR	40	3x NO	D02	AC23: 690 V AC - 16 A / 500 V AC - 20 A / 400 V AC - 25 A AC3: 690 V AC - 16 A / 500 V AC - 20 A / 400 V AC - 25 A	1x NO delayed, advanced opening	AC11: 500 V AC - 20 A
SAF.S.040.3P.1NO.SR	40	3x NO	D02	AC23: 690 V AC - 32 A / 500 V AC - 40 A / 400 V AC - 40 A AC3: 690 V AC - 32 A / 500 V AC - 40 A / 400 V AC - 40 A	1x NO delayed, advanced opening	AC11: 500 V AC - 20 A

Release date: 2023-04-17 Date of issue: 2023-04-17 Filename: t184812_eng.pdf

Refer to "General Notes Relating to Pepperl+Fuchs Product Information".

Pepperl+Fuchs Group
www.pepperl-fuchs.comUSA: +1 330 486 0002
pa-info@us.pepperl-fuchs.comGermany: +49 621 776 2222
pa-info@de.pepperl-fuchs.comSingapore: +65 6779 9091
pa-info@sg.pepperl-fuchs.com

PEPPERL+FUCHS

Terminal Configuration and Cable Entries

Type	Main terminals		Grounding terminals		Cabel entries Face B					
	Capacity [mm ²]	Torque [Nm]	Capacity [mm ²]	Torque [Nm]	M20 qty.	M20 Clamping range	M25 qty.	M25 Clamping range	M32 qty.	M32 Clamping range
Switch disconnectors in GRP enclosures										
DIS.P.025.3P.GR	2x 1.5 ... 4	2	2x 1.5 ... 4	2	-	-	2	9 ... 17	-	-
DIS.P.025.3PN.GR	2x 1.5 ... 4	2	2x 1.5 ... 4	2	1	6 ... 12	2	9 ... 17	-	-
DIS.P.025.3P.1NO.GR	2x 1.5 ... 4	2	2x 1.5 ... 4	2	1	6 ... 12	2	9 ... 17	-	-
DIS.P.025.6P.1NO.1NC.GR	2x 1.5 ... 4	2	2x 1.5 ... 4	3.5	1	6 ... 12	4	9 ... 17	-	-
DIS.P.040.3P.GR	2x 6 ... 10	3.5	2x 6 ... 10	3.5	-	-	-	-	2	14 ... 24
DIS.P.040.3PN.GR	2x 6 ... 10	3.5	2x 6 ... 10	3.5	1	6 ... 12	-	-	2	14 ... 24
DIS.P.040.3P.1NO.GR	2x 6 ... 10	3.5	2x 6 ... 10	3.5	1	6 ... 12	-	-	2	14 ... 24
DIS.P.040.6P.1NO.1NC.GR	2x 6 ... 10	3.5	2x 6 ... 10	3.5	1	6 ... 12	-	-	4	14 ... 24
Switch disconnectors in stainless steel enclosures										
DIS.S.025.3P.SR	2x 1.5 ... 4	2	2x 1.5 ... 4	2	-	-	2	10 ... 18	-	-
DIS.S.025.3PN.SR	2x 1.5 ... 4	2	2x 1.5 ... 4	2	1	6 ... 12	2	10 ... 18	-	-
DIS.S.025.3P.1NO.SR	2x 1.5 ... 4	2	2x 1.5 ... 4	2	1	6 ... 12	2	10 ... 18	-	-
DIS.S.025.6P.1NO.1NC.SR	2x 1.5 ... 4	2	2x 1.5 ... 4	2	1	6 ... 12	4	10 ... 18	-	-
DIS.S.040.3P.SR	2x 6 ... 10	2	2x 6 ... 10	3.5	-	-	-	-	2	14 ... 24
DIS.S.040.3PN.SR	2x 6 ... 10	2	2x 6 ... 10	3.5	1	6 ... 12	-	-	2	14 ... 24
DIS.S.040.3P.1NO.SR	2x 6 ... 10	2	2x 6 ... 10	3.5	1	6 ... 12	-	-	2	14 ... 24
DIS.S.040.6P.1NO.1NC.SR	2x 6 ... 10	2	2x 6 ... 10	3.5	1	6 ... 12	-	-	4	14 ... 24
Safety switches in GRP enclosures										
SAF.P.025.3P.1NO.GR	2x 1.5 ... 4	2	2x 1.5 ... 4	2	1	6 ... 12	2	9 ... 17	-	-
SAF.P.040.3P.1NO.GR	2x 6 ... 10	3.5	2x 6 ... 10	3.5	1	6 ... 12	-	-	2	14 ... 24
Safety switches in stainless steel enclosures										
SAF.S.025.3P.1NO.SR	2x 1.5 ... 4	2	2x 1.5 ... 4	2	1	6 ... 12	2	9 ... 17	-	-
SAF.S.040.3P.1NO.SR	2x 6 ... 10	2	2x 6 ... 10	3.5	1	6 ... 12	-	-	2	14 ... 24

For details please refer to individual product datasheets.

For further configurations please contact Pepperl+Fuchs.