



# VisuNet GXP Remote Monitor Zone 2/22 (2016 Generation)

## RM-GXP1200-22F\*

- 21.5" (54.61 cm) display
- 16:9 aspect ratio widescreen formatting to match engineering stations
- Thin Client solution (with VisuNet RM Shell firmware)
- Lightweight design
- Full HD Resolution
- Completely modular system for easy field maintainability
- Flush or bezel mounting options
- IP66 rating for each individual component and entire system with housing
- Certified for ATEX and IECEx Zone 2/22
- UL listed for USA and Canada

### VisuNet GXP Remote Monitor Zone 2/22 (2016 Generation)



### Function

The VisuNet GXP Remote Monitor (RMGXP1100- 22F\*/RM-GXP1200-22F\*) is a lightweight modular operator workstation for use in hazardous locations according to ATEX & IECEx Zone 1/21 as well as Class I and II, Division 2, and Class III. Certification for Class I, Zone 2; Class II, Zone 22; and Class III, Zone 22 is also available.

The system assembly consists of three core components that are fieldreplaceable by the customer.

The display unit (DPU1100-\*/DPU1200-\*) is a hazardous-location rated display panel with an optional 10 finger multitouch sensor. The display and touchsensor are optically bonded with the hardened front glass.

The thin client unit (TCU1100-\*/ TCU1200-\*) is a hazardous-location rated computing unit that runs the latest Pepperl+Fuchs RM Shell firmware. The TCU allows connection to various host systems in the safe area, using standard Ethernet technology.

The power supply units (PSU1100-\*/ PSU1200-\*) are hazardous-location rated power supplies, providing the TCU and DPU devices with 24 V DC power.

As a standard mounting option, a bezel is available that allows the panel to be mounted into the system housing or into a cabinet (requires mounting kit). The panel can also be flush-mounted into a cabinet from the back with additional mounting brackets.

### Technical Data

General specifications	
Type	Remote Monitor
Hardware	
Processor	Intel® Atom™ Bay Trail E3827 1.75 GHz
RAM	2048 MB DDR3L
Mass storage	32 GByte industrial grade MLC SSD
Supply	
Power consumption	
AC	115/230 V AC, 0.4 ... 0.7 A, 50/60 Hz
DC	18 ... 36 V DC , 1.5 ... 3 A
Indicators/operating means	
Display	
Type	Liquid Crystal Display (LCD) with LED backlight
Screen diagonal	54.61 cm (21.5 inch)
Resolution	1920 x 1080 pixels (Full HD) Aspect ratio 16:9
Color depth	24 bit (16.7 M) color
Contrast	5000:1 (typically)
Brightness	300 cd/m <sup>2</sup> (nit)
Reading angle	175° in all directions
Life span	back lamp life: 50.000 hrs typical half life , at 25 °C (77 °F)

Release date: 2022-03-16 Date of issue: 2022-03-16 Filename: t187721\_eng.pdf

Refer to "General Notes Relating to Pepperl+Fuchs Product Information".

## Technical Data

<b>Input devices</b>	
Touchscreen	optional: projective capacitive; 10 finger multi-touch, glove friendly
Keyboard	Foil keyboard with different pointing device options available (see EXTA2 datasheet)
<b>Interface</b>	
Interface type	<p>Standard:            1 x Ethernet 100/1000BASE-TX (Ex e) or            1 x fiber optic 1000BASE-SX (Multimode) or            1 x fiber optic 1000BASE-LX (Singlemode),            1 x USB 2.0 (Ex e),            2 x USB 1.1 (Ex i; intended for Pepperl+Fuchs keyboard and mouse),            1 x DC or AC power in (via power supply unit)</p> <p>Optional:            1 x barcode reader interface Pepperl+Fuchs Pscan-D/B (Ex i)</p> <p>"interface 3": 1 x barcode reader interface for wired 1-D scanners IDM-160-D*, IDM-Z1-160-D-* and base station IDMx61-B-* and IDM-Z1-x61-B-* (Ex i)</p> <p>"interface 4": 1 x barcode reader interface for wired 2-D Scanner IDM-Z1-260-D-* (Ex i)</p> <p>"interface 5": 1 x RS-232 interface with Power Supply for miscellaneous devices and peripherals (Ex i)</p> <p>1 x RS-232 (Ex e)            1 x RS-485 (Ex e)            1 x Ethernet 100/1000Base-TX (Ex e)            Bluetooth v4.0, communication distance up to 30 m in open terrain, transmission power +8 dBm, transmission frequency 2.402 ... 2.48 GHz</p>
<b>Directive conformity</b>	
Electromagnetic compatibility	
Directive 2014/30/EU	EN 61326-1:2013 (industrial locations) non-Bluetooth products only
Radio and telecommunication terminal equipment	
Directive 2014/53/EU	EN 301 328 V2.1.1 EN 301 489-1 V2.1.1 EN 301 489-17 V3.1.1 Bluetooth products only
RoHS	
Directive 2011/65/EU (RoHS)	EN 50581:2012-09
<b>Software</b>	
Operating system	VisuNet RM Shell 5.x (based on Microsoft® Windows® 10 IoT LTSP)
<b>Ambient conditions</b>	
Operating temperature	-20 ... 50 °C (-4 ... 122 °F) Display might react sluggishly below 0 °C
Storage temperature	-20 ... 60 °C (-4 ... 140 °F)
Relative humidity	93% at 40°C, non-condensating, according to EN60068-2-78
Altitude	Operating altitude max. 2000 m
Shock resistance	18 shocks 15 g , 11 ms all axis, IEC 60068-2-27
Vibration resistance	10 ... 150 Hz, +/- 0.075 mm , 1g, 10 cycles per axis according to EN60068-2-6
<b>Mechanical specifications</b>	
Degree of protection	IP66 (individual components and entire system with housing)
Material	<p>Internal:            Panel: anodized aluminum (TCU, PCU, PSU), powder coated aluminum (DPU)            External:            Bezel: stainless steel AISI 304 (1.4301)            System housing: stainless steel AISI 304 (1.4301), bead blasted, typical surface roughness Ra = 0.8 µm</p>
Installation	<p>Flush-mount installation (requires customized mounting kit)            Panel-mount installation into system housing with bezel            Panel-mount installation into cabinet with Bezel and standard mounting kit</p>
Mass	<p>Panel (DPU with bezel, TCU, PSU DC): approx. 17.5 kg            Panel (DPU with bezel, TCU, PSU AC): approx. 18 kg            System housing: approx. 11 kg</p>
Dimensions	<p>Panel (DPU with bezel, TCU, PSU DC): 625 mm x 459 mm x 120 mm            Panel (DPU with bezel, TCU, PSU AC): 625 mm x 459 mm x 137 mm            Panel with system housing: 625 mm x 459 mm x 173 mm            Panel cut-out dimensions: 583 mm x 417 mm (installation surface)</p>

Release date: 2022-03-16 Date of issue: 2022-03-16 Filename: t187721\_eng.pdf

Refer to "General Notes Relating to Pepperl+Fuchs Product Information".

 Pepperl+Fuchs Group  
 www.pepperl-fuchs.com

 USA: +1 330 486 0002  
 pa-info@us.pepperl-fuchs.com

 Germany: +49 621 776 2222  
 pa-info@de.pepperl-fuchs.com

 Singapore: +65 6779 9091  
 pa-info@sg.pepperl-fuchs.com















 **PEPPERL+FUCHS**

## Technical Data

### Data for application in connection with hazardous areas

EU-type examination certificate	BVS 17 ATEX E 037 X
Marking	Ⓜ II 3G Ex ec [ib] q IIC T4 IP66 Gc Ⓜ II 3D Ex tc [ib] IIIC T85 °C IP66 Dc
Directive conformity	
Directive 2014/34/EU	EN 60079-0:2012+A11:2013, EN 60079-7:2015, EN 60079-11:2012, EN 60079-31:2014
<b>International approvals</b>	
UL approval	E492874
Approved for	Class I, Division 2, Groups A, B, C, D T4; Zone 2, Group IIC T4 Class II, Division 2, Groups F, G T4; Zone 22, Group IIIB T85 Class III; Zone 22, Group IIIA T85
IECEX approval	IECEX BVS 17.0029X
Approved for	Ex ec [ib] q IIC T4 IP66 Gc Ex tc [ib] IIIC T85 °C IP66 Dc
Standards	IEC 60079-0:2011, IEC 60079-7:2015, IEC 60079-11:2011, IEC 60079-31:2013

## Accessories









	<b>DATL-FO-SM-LC-LC-15</b>	Fiber Optic Single-Mode Breakout Cable
	<b>DATL-FO-SM-LC-SC-15</b>	Fiber Optic Single-Mode Breakout Cable
	<b>TCU1200-*</b>	Thin Client Unit
	<b>DPU1200-J2-22F*</b>	Display Unit
	<b>PSU1200-J2-AC-N0</b>	AC Power Supply
	<b>PSU1200-J2-DC-N0</b>	DC Power Supply
	<b>Mounting Options</b>	Accessories for VisuNet GXP
	<b>VISUNET-CONTROL-CENTER</b>	Additional Management tool for VisuNet Remote Monitors and Box Thin Clients
	<b>VISUNET-RM-SHELL5 (2016 LT5B)</b>	Thin Client Firmware for VisuNet Remote Monitors and Box Thin Clients
	<b>VISUNET-RM-SHELL5-CC</b>	VisuNet Control Center License Key for RM Shell 5
	<b>VISUNET-RM-SHELL5-DRDC</b>	DRDC License Key for RM Shell 5
	<b>VISUNET-RM-SHELL5-PRO</b>	PRO License Key for RM Shell 5
	<b>DATL-FO-MM-*</b>	Fiber Optic Multi-Mode Breakout Cable
	<b>1002MC-SX</b>	Gigabit Industrial Media Converter

Release date: 2022-03-16 Date of issue: 2022-03-16 Filename: t187721\_eng.pdf

Refer to "General Notes Relating to Pepperl+Fuchs Product Information".

Pepperl+Fuchs Group  
www.pepperl-fuchs.comUSA: +1 330 486 0002  
pa-info@us.pepperl-fuchs.comGermany: +49 621 776 2222  
pa-info@de.pepperl-fuchs.comSingapore: +65 6779 9091  
pa-info@sg.pepperl-fuchs.com
 **PEPPERL+FUCHS**

## Accessories

	<b>DKX4-101</b>	Raritan Dominion KVM-over-IP Switch
	<b>HOLDER-BRACKET-AG1-IDMx61-B-N0</b>	Stainless steel bracket to mount IDMx61-B-J1-BT-N0 base station to AG1 housing
	<b>SCANNER-HOLDER-U1-AG1-N0</b>	Stainless steel holder for for IDM-Z1- handheld readers, compatible with AG1 housing
	<b>IDM-Z1-x61-M-*</b>	Bluetooth® 1-D and 2-D Handheld Reader for Zone 1/21
	<b>IDM-Z1-x60-D-*</b>	Corded 1-D and 2-D Handheld Reader for Zone 1/21
	<b>DATL-IDM-DB-S-XX00-N0</b>	1 m connector cable for corded handheld reader with M12 connector to open cable end
	<b>1002MC-LX-10</b>	Gigabit Industrial Media Converter
	<b>TCU1200-* (Intel (R) Atom Apollo Lake Processor)</b>	Thin Client Unit

Release date: 2022-03-16 Date of issue: 2022-03-16 Filename: t187721\_eng.pdf

Refer to "General Notes Relating to Pepperl+Fuchs Product Information".

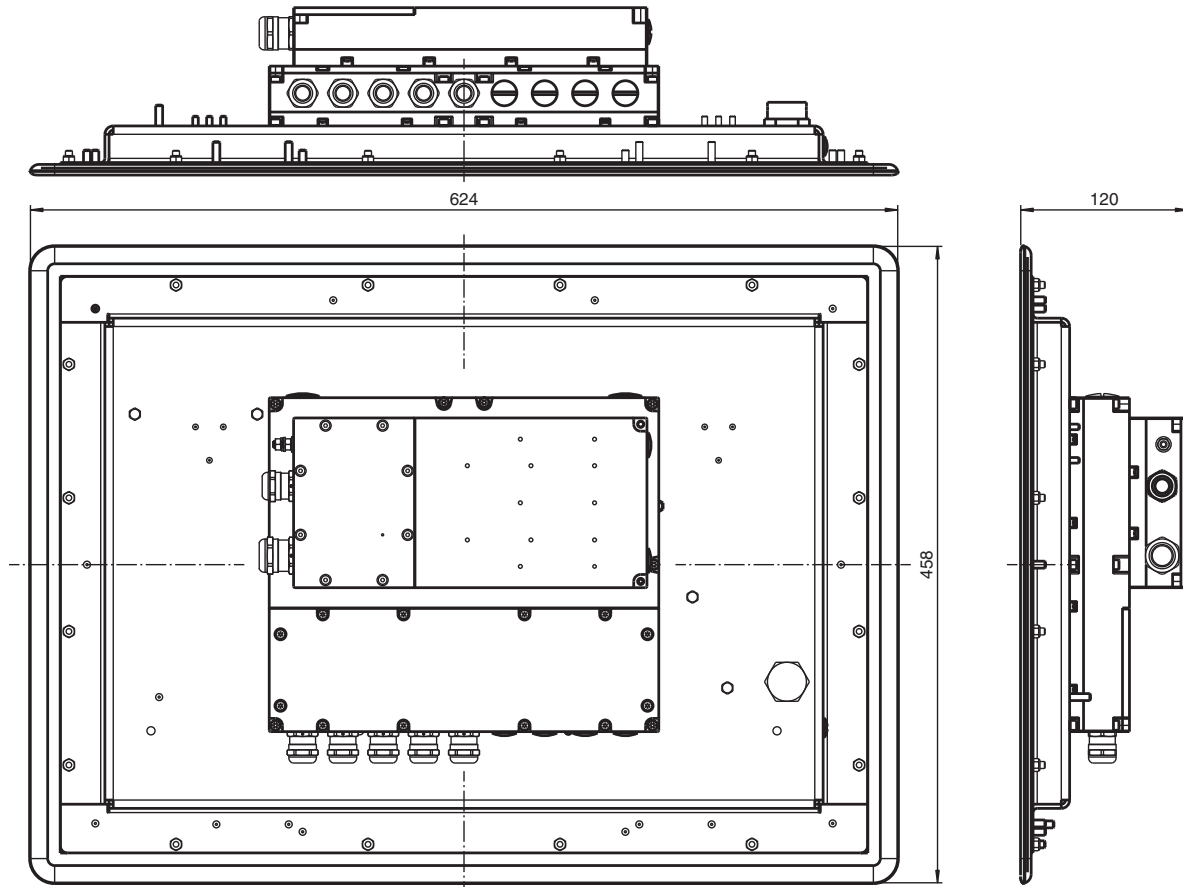
Pepperl+Fuchs Group  
www.pepperl-fuchs.com

USA: +1 330 486 0002  
pa-info@us.pepperl-fuchs.com

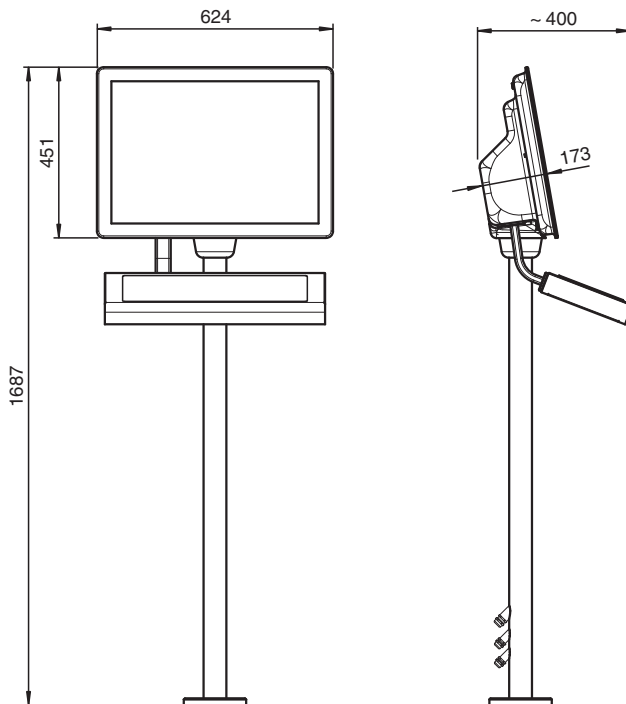
Germany: +49 621 776 2222  
pa-info@de.pepperl-fuchs.com

Singapore: +65 6779 9091  
pa-info@sg.pepperl-fuchs.com

**Dimensions**



**Mounting Example: Enclosure, Pedestal, External Keyboard**



Release date: 2022-03-16 Date of issue: 2022-03-16 Filename: t187721\_eng.pdf

Refer to "General Notes Relating to Pepperl+Fuchs Product Information".

Pepperl+Fuchs Group  
www.pepperl-fuchs.com

USA: +1 330 486 0002  
pa-info@us.pepperl-fuchs.com

Germany: +49 621 776 2222  
pa-info@de.pepperl-fuchs.com

Singapore: +65 6779 9091  
pa-info@sg.pepperl-fuchs.com

**Type Code VisuNet RM-GXP1100-22F\*/RM-GXP1200-22F\***

Model	Display Unit	Front Glass & Touch	Interfaces	Power Supply Unit	Interfaces	Module A	Module B	Computing Platform	Housing	Options
<b>Model</b>										
<b>RM-GXP1100-</b>	VisuNet GXP Remote Monitor System; Zone 1/21									
<b>RM-GXP1200-</b>	VisuNet GXP Remote Monitor System; Zone 2/22									
<b>Display Unit</b>										
<b>22F</b>	21.5 inch (16:9), Full HD (1920 x 1080 pixel)									
<b>Front Glass &amp; Touch</b>										
<b>N</b>	Anti-glare security glass, no touch									
<b>C</b>	Anti-glare security glass, projective capacitive 10-finger multitouch									
<b>Interfaces</b>										
<b>1-</b>	5 x capacitive system front keys									
<b>2-</b>	5 x capacitive system front keys and Bluetooth interface									
<b>Power Supply Unit</b>										
<b>D-</b>	18 ... 36 V DC									
<b>A-</b>	115/230 V AC, 50/60 Hz									
<b>Interfaces</b>										
<b>E</b>	1 x 1000BASE-T LAN Ex e, 1x USB Ex e, 2x USB Ex i									
<b>S</b>	1 x 1000BASE-SX fiber optic (Multimode), 1x USB Ex e, 2x USB Ex i									
<b>L</b>	1 x 1000BASE-LX fiber optic (Singlemode), 1x USB Ex e, 2x USB Ex i									
<b>Module A</b>										
<b>N</b>	No additional interface module									
<b>B</b>	1 x TTY Ex i for barcode reader (PSCAN-D / EX-Dragon) and base station (PSCAN-B)									
<b>1</b>	1 x RS-232 Ex e									
<b>2</b>	1 x RS-485 Ex e									
<b>3</b>	1 x Ex i interface for wired 1-D barcode readers IDM-160-D*, IDM-Z1-160-D* and base station IDMX61-B-* and IDM-Z1-x61-B-*									
<b>4</b>	1 x Ex i interface for 2-D barcode readers IDM-Z1-260-D*									
<b>5</b>	1 x RS-232 Ex i interface for miscellaneous devices and peripherals									
<b>E</b>	1 x 1000BASE-T LAN Ex e									
<b>Module B</b>										
<b>N</b>	No additional interface module									
<b>B</b>	1 x TTY Ex i for barcode reader (PSCAN-D / EX-Dragon) and base station (PSCAN-B)									
<b>1</b>	1 x RS-232 Ex e									
<b>2</b>	1 x RS-485 Ex e									
<b>3</b>	1 x Ex i interface for wired 1-D barcode readers IDM-160-D*, IDM-Z1-160-D* and base station IDMX61-B-* and IDM-Z1-x61-B-*									
<b>4</b>	1 x Ex i interface for 2-D barcode readers IDM-Z1-260-D*									
<b>5</b>	1 x RS-232 Ex i interface for miscellaneous devices and peripherals									
<b>E</b>	1 x 1000BASE-T LAN Ex e									
<b>Computing Platform</b>										
<b>T2-</b>	Intel Atom Bay Trail E3827 (1.75 GHz), 2 GB RAM, 32 GB SSD, RM Shell 5.x (based on Windows 10 IoT LTSP)									
<b>Housing</b>										
<b>NN-</b>	No bezel, prepared for flush mounting									
<b>S1-</b>	Bezel; prepared for panel mounting or into AG-XX00 housing									
<b>H1-</b>	Installed into GXP AG-XX00 housing (SS304), front opening									
<b>Options</b>										
<b>N0-</b>	Standard, no options									

Example: RM-GXP1100-22FN1-D-ENNT1-S1-N0

Release date: 2022-03-16 Date of issue: 2022-03-16 Filename: t187721\_eng.pdf

Refer to "General Notes Relating to Pepperl+Fuchs Product Information".

Pepperl+Fuchs Group  
www.pepperl-fuchs.com

USA: +1 330 486 0002  
pa-info@us.pepperl-fuchs.com

Germany: +49 621 776 2222  
pa-info@de.pepperl-fuchs.com

Singapore: +65 6779 9091  
pa-info@sg.pepperl-fuchs.com

