



VisuNet GXP Remote Monitor Zone 2/22 (2016 Generation)

RM-GXP1200-19S*

- 19 in (48 cm) display
- Thin Client solution (with VisuNet RM Shell firmware)
- Lightweight design
- Completely modular system for easy field maintainability
- Flush or bezel mounting options
- IP66 rating for each individual component and entire system with housing
- Certified for ATEX and IECEx Zone 2/22
- UL listed for USA and Canada

VisuNet GXP Remote Monitor Zone 2/22 (2016 Generation)



Function

The VisuNet GXP Remote Monitor (RMGXP1100- 19S*/RM-GXP1200-19S*) is a lightweight modular operator workstation for use in hazardous locations according to ATEX and IECEx Zone 1/21 as well as Class I and II, Division 2, and Class III. Certification for Class I, Zone 2; Class II, Zone 22; and Class III, Zone 22 is also available.

The system assembly consists of three core components that are fieldreplaceable by the customer.

The display unit (DPU1100-*/DPU1200-*) is a hazardous-location rated display panel with an optional 10 finger multitouch sensor. The display and touchsensor are optically bonded with the hardened front glass.

The thin client unit (TCU1100-*/ TCU1200-*) is a hazardous-location rated computing unit that runs the latest Pepperl+Fuchs RM Shell firmware. The TCU allows connection to various host systems in the safe area, using standard Ethernet technology.

The power supply units (PSU1100-*/ PSU1200-*) are hazardous-location rated power supplies, providing the TCU and DPU devices with 24 V DC power.

As a standard mounting option, a bezel is available that allows the panel to be mounted into the system housing or into a cabinet (requires mounting kit). The panel can also be flush-mounted into a cabinet from the back with additional mounting brackets.

Technical Data

General specifications	
Type	Remote Monitor
Hardware	
Processor	Intel® Atom™ Bay Trail E3827 1.75 GHz
RAM	2048 MB DDR3L
Mass storage	32 GByte industrial grade MLC SSD
Supply	
Power consumption	
AC	115/230 V AC, 0.4 ... 0.7 A, 50/60 Hz
DC	18 ... 36 V DC , 1.5 ... 3 A
Indicators/operating means	
Display	
Type	Liquid Crystal Display (LCD) with LED backlight
Screen diagonal	48.26 cm (19 inch)
Resolution	1280 x 1024 (SXGA) , Aspect ratio 5:4
Color depth	24 bit (16.7 M) color
Contrast	1000:1
Brightness	450 cd/m ² (nit)
Reading angle	175° in all directions
Life span	back lamp life: 50.000 hrs typical half life , at 25 °C (77 °F)
Input devices	
Touchscreen	optional: projective capacitive; 10 finger multi-touch, glove friendly
Keyboard	Foil keyboard with different pointing device options available (see EXTA2 datasheet)

Release date: 2022-03-16 Date of issue: 2022-03-16 Filename: t1187988_eng.pdf

Refer to "General Notes Relating to Pepperl+Fuchs Product Information".

Pepperl+Fuchs Group
www.pepperl-fuchs.com

USA: +1 330 486 0002
pa-info@us.pepperl-fuchs.com

Germany: +49 621 776 2222
pa-info@de.pepperl-fuchs.com

Singapore: +65 6779 9091
pa-info@sg.pepperl-fuchs.com

PEPPERL+FUCHS

Technical Data

Interface	
Interface type	<p>Standard:</p> <ul style="list-style-type: none"> 1 x Ethernet 100/1000BASE-TX (Ex e) or 1 x fiber optic 1000BASE-SX (Multimode) or 1 x fiber optic 1000BASE-LX (Singlemode), 1 x USB 2.0 (Ex e), 2 x USB 1.1 (Ex i; intended for Pepperl+Fuchs keyboard and mouse), 1 x DC or AC power in (via power supply unit) <p>Optional:</p> <ul style="list-style-type: none"> 1 x barcode reader interface Pepperl+Fuchs Pscan-D/B (Ex i) <p>"interface 3": 1 x barcode reader interface for wired 1-D scanners IDM-160-D*, IDM-Z1-160-D-* and base station IDMx61-B-* and IDM-Z1-x61-B-* (Ex i)</p> <p>"interface 4": 1 x barcode reader interface for wired 2-D Scanner IDM-Z1-260-D-* (Ex i)</p> <p>"interface 5": 1 x RS-232 interface with Power Supply for miscellaneous devices and peripherals (Ex i)</p> <ul style="list-style-type: none"> 1 x RS-232 (Ex e) 1 x RS-485 (Ex e) 1 x Ethernet 100/1000Base-TX (Ex e) <p>Bluetooth v4.0, communication distance up to 30 m in open terrain, transmission power +8 dBm, transmission frequency 2.402 ... 2.48 GHz</p>
Directive conformity	
Electromagnetic compatibility	
Directive 2014/30/EU	EN 61326-1:2013 (industrial locations) non-Bluetooth products only
Radio and telecommunication terminal equipment	
Directive 2014/53/EU	EN 301 328 V2.1.1 EN 301 489-1 V2.1.1 EN 301 489-17 V3.1.1 Bluetooth products only
RoHS	
Directive 2011/65/EU (RoHS)	EN 50581:2012-09
Software	
Operating system	VisuNet RM Shell 5.x (based on Microsoft® Windows® 10 IoT LTSP)
Ambient conditions	
Operating temperature	-20 ... 50 °C (-4 ... 122 °F)
Storage temperature	-20 ... 60 °C (-4 ... 140 °F)
Relative humidity	93% at 40°C, non-condensating, according to EN60068-2-78
Altitude	Operating altitude max. 2000 m
Shock resistance	18 shocks 15 g , 11 ms all axis, IEC 60068-2-27
Vibration resistance	10 ... 150 Hz, +/- 0.075 mm , 1g, 10 cycles per axis according to EN60068-2-6
Mechanical specifications	
Degree of protection	IP66 (individual components and entire system with housing)
Material	<p>Internal:</p> <ul style="list-style-type: none"> Panel: anodized aluminum (TCU, PSU), powder coated aluminum (DPU) <p>External:</p> <ul style="list-style-type: none"> Bezel: stainless steel AISI 304 (1.4301) System housing: stainless steel AISI 304 (1.4301), ground smooth, typical surface roughness Ra = 0.8 µm
Installation	<ul style="list-style-type: none"> Flush-mount installation (requires customized mounting kit) Panel-mount installation into system housing with bezel Panel-mount installation into cabinet with Bezel and standard mounting kit
Mass	panel with DC: 22 kg , panel with AC: 23 kg , system housing AG1: 19 kg
Dimensions	<ul style="list-style-type: none"> panel with DC: 524 mm x 453 mm x 120 mm panel with AC: 524 mm x 453 mm x 137 mm panel with AG1 housing: 582 mm x 490 mm x 224 mm
Data for application in connection with hazardous areas	
EU-type examination certificate	BVS 17 ATEX E 037 X
Marking	<ul style="list-style-type: none"> Ⓜ II 3G Ex ec [ib] q IIC T4 IP66 Gc Ⓜ II 3D Ex tc [ib] IIIC T85 °C IP66 Dc
Directive conformity	

Release date: 2022-03-16 Date of issue: 2022-03-16 Filename: t187988_eng.pdf

Refer to "General Notes Relating to Pepperl+Fuchs Product Information".

 Pepperl+Fuchs Group
www.pepperl-fuchs.com

 USA: +1 330 486 0002
pa-info@us.pepperl-fuchs.com

 Germany: +49 621 776 2222
pa-info@de.pepperl-fuchs.com

 Singapore: +65 6779 9091
pa-info@sg.pepperl-fuchs.com

 **PEPPERL+FUCHS**

Technical Data

Directive 2014/34/EU	EN 60079-0:2012+A11:2013, EN 60079-7:2015, EN 60079-11:2012, EN 60079-31:2014
International approvals	
UL approval	E492874
Approved for	Class I, Division 2, Groups A, B, C, D T4; Zone 2, Group IIC T4 Class II, Division 2, Groups F, G T4; Zone 22, Group IIIB T85 Class III; Zone 22, Group IIIA T85
IECEX approval	IECEX BVS 17.0029X
Approved for	Ex ec [ib] q IIC T4 IP66 Gc Ex tc [ib] IIC T85 °C IP66 Dc
Standards	IEC 60079-0:2011, IEC 60079-7:2015, IEC 60079-11:2011, IEC 60079-31:2013

Accessories

	VISUNET-RM-SHELL5 (2019 LTSC)	Thin Client Firmware for VisuNet Remote Monitors, Box Thin Clients and Tablet Thin Clients (mobile)
	DATL-FO-SM-LC-LC-15	Fiber Optic Single-Mode Breakout Cable
	DATL-FO-SM-LC-SC-15	Fiber Optic Single-Mode Breakout Cable
	TCU1200-*	Thin Client Unit
	DPU1200-J2-19S*	Display Unit
	PSU1200-J2-AC-N0	AC Power Supply
	PSU1200-J2-DC-N0	DC Power Supply
	VisuNet GXP*	Mounting Options "StandardLine" and "BasicLine"
	VISUNET-CONTROL-CENTER	Additional Management tool for VisuNet Remote Monitors and Box Thin Clients
	VISUNET-RM-SHELL5 (2016 LTSC)	Thin Client Firmware for VisuNet Remote Monitors and Box Thin Clients
	VISUNET-RM-SHELL5-CC	VisuNet Control Center License Key for RM Shell 5
	VISUNET-RM-SHELL5-DRDC	DRDC License Key for RM Shell 5
	VISUNET-RM-SHELL5-PRO	PRO License Key for RM Shell 5
	DATL-FO-MM-*	Fiber Optic Multi-Mode Breakout Cable
	1002MC-SX	Gigabit Industrial Media Converter
	DKX4-101	Raritan Dominion KVM-over-IP Switch









Release date: 2022-03-16 Date of issue: 2022-03-16 Filename: t187988_eng.pdf

Refer to "General Notes Relating to Pepperl+Fuchs Product Information".

Pepperl+Fuchs Group
www.pepperl-fuchs.comUSA: +1 330 486 0002
pa-info@us.pepperl-fuchs.comGermany: +49 621 776 2222
pa-info@de.pepperl-fuchs.comSingapore: +65 6779 9091
pa-info@sg.pepperl-fuchs.com

PEPPERL+FUCHS

Accessories

	DATL-IDM-DB-S-XX00-N0	1 m connector cable for corded handheld reader with M12 connector to open cable end
	HOLDER-BRACKET-XX00-IDMx61-B-N	Stainless steel bracket to mount IDMx61-B-J1-BT-N0 base station to AG-XX00 housing
	IDM-Z1-x61-M-*	Bluetooth® 1-D and 2-D Handheld Reader for Zone 1/21
	IDM-Z1-x60-D-*	Corded 1-D and 2-D Handheld Reader for Zone 1/21
	IDM-Z1-x61-B-J1-BT-N0	Base station for IDM-Z1-* (Zone 1/21)
	SCANNER-HOLDER-U1-XX00-N0	Stainless steel holder for for IDM-Z1- handheld readers, compatible with AG-XX00 housing
	1002MC-LX-10	Gigabit Industrial Media Converter
	TCU1200-* (Intel (R) Atom Apollo Lake Processor)	Thin Client Unit

Release date: 2022-03-16 Date of issue: 2022-03-16 Filename: t187988_eng.pdf

Refer to "General Notes Relating to Pepperl+Fuchs Product Information".

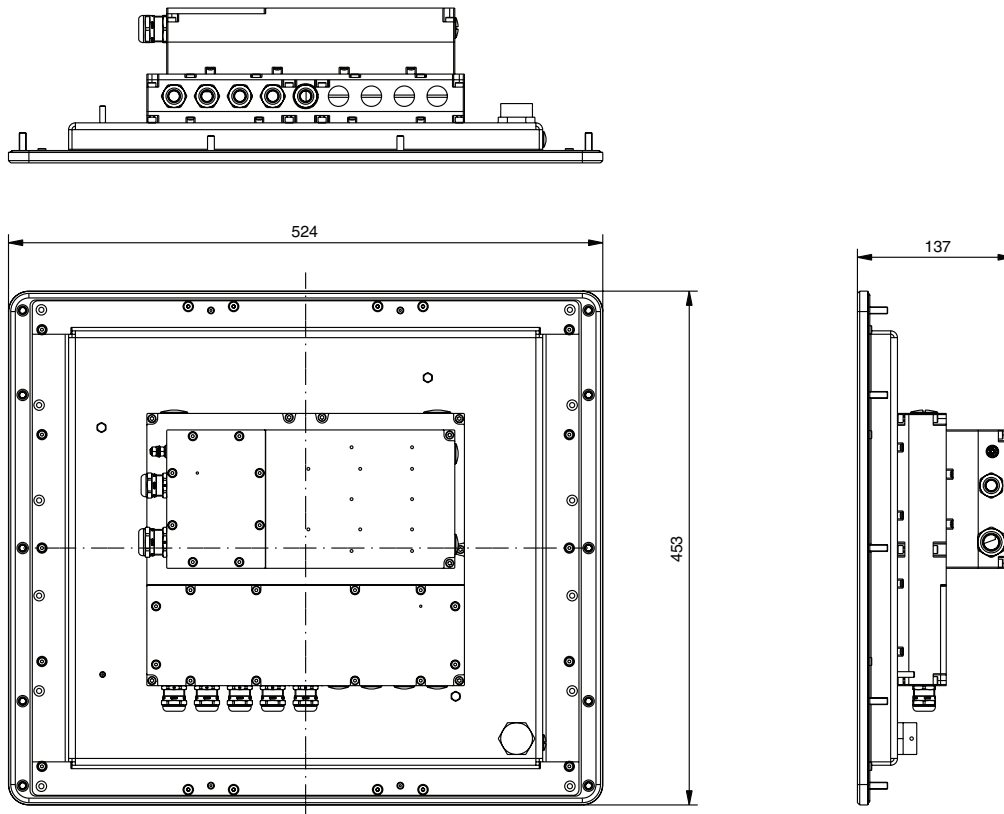
Pepperl+Fuchs Group
www.pepperl-fuchs.com

USA: +1 330 486 0002
pa-info@us.pepperl-fuchs.com

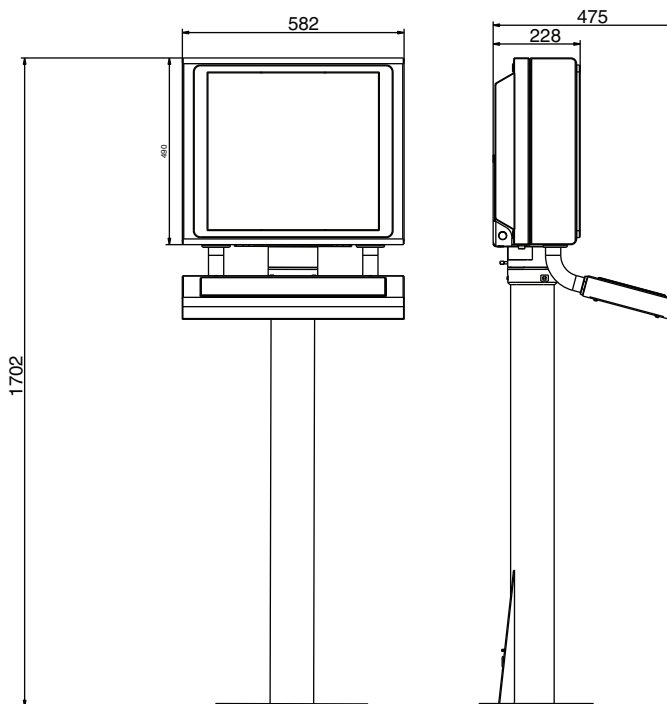
Germany: +49 621 776 2222
pa-info@de.pepperl-fuchs.com

Singapore: +65 6779 9091
pa-info@sg.pepperl-fuchs.com

Dimensions



Mounting Example: Enclosure, Pedestal, External Keyboard



Release date: 2022-03-16 Date of issue: 2022-03-16 Filename: t187988_eng.pdf

Type Code

Refer to "General Notes Relating to Pepperl+Fuchs Product Information".

Pepperl+Fuchs Group
www.pepperl-fuchs.com

USA: +1 330 486 0002
pa-info@us.pepperl-fuchs.com

Germany: +49 621 776 2222
pa-info@de.pepperl-fuchs.com

Singapore: +65 6779 9091
pa-info@sg.pepperl-fuchs.com

pf PEPPERL+FUCHS

Type Code VisuNet RM-GXP1100-19S*/RM-GXP1200-19S*

Model	Display Unit	Front Glass & Touch	Interfaces	Power Supply Unit	Interfaces	Module A	Module B	Computing Platform	Housing	Options
Model										
RM-GXP1100-	VisuNet GXP Remote Monitor System; Zone 1/21									
RM-GXP1200-	VisuNet GXP Remote Monitor System; Zone 2/22									
Display Unit										
19S	19 inch, SXGA (1280x1024)									
Front Glass & Touch										
N	Anti-glare security glass, no touch									
C	Anti-glare security glass, projective capacitive 10-finger multitouch									
Interfaces										
1-	5 x capacitive system front keys									
2-	5 x capacitive system front keys and Bluetooth interface									
Power Supply Unit										
D-	18 ... 36 V DC									
A-	115/230 V AC, 50/60 Hz									
Interfaces										
E	1 x 1000BASE-T LAN Ex e, 1x USB Ex e, 2x USB Ex i									
S	1 x 1000BASE-SX fiber optic (Multimode), 1x USB Ex e, 2x USB Ex i									
L	1 x 1000BASE-LX fiber optic (Singlemode), 1x USB Ex e, 2x USB Ex i									
Module A										
N	No additional interface module									
B	1 x TTY Ex i for barcode reader (PSCAN-D / EX-Dragon) and base station (PSCAN-B)									
1	1 x RS-232 Ex e									
2	1 x RS-485 Ex e									
3	1 x Ex i interface for wired 1-D barcode readers IDM-160-D*, IDM-Z1-160-D* and base station IDMX61-B-* and IDM-Z1-x61-B-*									
4	1 x Ex i interface for 2-D barcode readers IDM-Z1-260-D*									
5	1 x RS-232 Ex i interface for miscellaneous devices and peripherals									
E	1 x 1000BASE-T LAN Ex e									
Module B										
N	No additional interface module									
B	1 x TTY Ex i for barcode reader (PSCAN-D / EX-Dragon) and base station (PSCAN-B)									
1	1 x RS-232 Ex e									
2	1 x RS-485 Ex e									
3	1 x Ex i interface for wired 1-D barcode readers IDM-160-D*, IDM-Z1-160-D* and base station IDMX61-B-* and IDM-Z1-x61-B-*									
4	1 x Ex i interface for 2-D barcode readers IDM-Z1-260-D*									
5	1 x RS-232 Ex i interface for miscellaneous devices and peripherals									
E	1 x 1000BASE-T LAN Ex e									
Computing Platform										
T2-	Intel Atom Bay Trail E3827 (1.75 GHz), 2 GB RAM, 32 GB SSD, RM Shell 5.x (based on Windows 10 IoT LTSB)									
Housing										
NN-	No bezel, prepared for flush mounting									
S2-	Bezel; prepared for panel mounting or into AG1 housing									
H2-	Installed into EX1 AG1 housing (SS304), front opening, for pedestal/ceiling/wall-arm									
H3-	Installed into EX1 AG1 housing (SS304), rear opening, for basic line pedestal only									
Options										
N0-	Standard, no options									

Release date: 2022-03-16 Date of issue: 2022-03-16 Filename: t187988_eng.pdf

Refer to "General Notes Relating to Pepperl+Fuchs Product Information".

Pepperl+Fuchs Group
www.pepperl-fuchs.com

USA: +1 330 486 0002
pa-info@us.pepperl-fuchs.com

Germany: +49 621 776 2222
pa-info@de.pepperl-fuchs.com

Singapore: +65 6779 9091
pa-info@sg.pepperl-fuchs.com



Example: RM-GXP1100-19SN1-D-ENNT1-S2-N0

Release date: 2022-03-16 Date of issue: 2022-03-16 Filename: t187988_eng.pdf

Refer to "General Notes Relating to Pepperl+Fuchs Product Information".

Pepperl+Fuchs Group
www.pepperl-fuchs.com

USA: +1 330 486 0002
pa-info@us.pepperl-fuchs.com

Germany: +49 621 776 2222
pa-info@de.pepperl-fuchs.com

Singapore: +65 6779 9091
pa-info@sg.pepperl-fuchs.com