



VisuNet GXP PC Zone 2/22 (2016 Generation)

PC-GXP1200-19S*

- 19 in (48 cm) display
- PC solution with pre-installed Windows® operating system
- Lightweight design
- Completely modular system for easy field maintainability
- Flush or bezel mounting options
- IP66 rating for each individual component and entire system with housing
- Certified for ATEX and IECEx Zone 2/22
- UL listed for USA and Canada

VisuNet GXP PC Zone 2/22 (2016 Generation)



Function

The VisuNet GXP PC (PC-GXP1100- 19S*/PC-GXP1200-19S*) is a lightweight modular operator workstation for use in hazardous locations according to ATEX and IECEx Zone 1/21 as well as Class I and II, Division 2, and Class III. Certification for Class I, Zone 2; Class II, Zone 22; and Class III, Zone 22 is also available.

The system assembly consists of three core components that are fieldreplaceable by the customer.

The display unit (DPU1100-*/DPU1200- *) is a hazardous-location rated display panel with an optional 10 finger multitouch sensor. The display and touchsensor are optically bonded with the hardened front glass.

The PC unit (PCU1100-*/PCU1200-*) is a hazardous-location rated computing unit that that runs a pre-installed Microsoft Windows operating system. The PC unit allows users to install individual software packages such as SCADA applications to visualize and control their automation application.

The power supply units (PSU1100-*/ PSU1200-*) are hazardous-location rated power supplies that provide the PCU and DPU devices with 24 V DC power.

As a standard mounting option, a bezel is available that allows the panel to be mounted into the system housing or into a cabinet (requires mounting kit). The panel can also be flush-mounted into a cabinet from the back with additional mounting brackets.

Technical Data

General specifications	
Type	Personal Computer
Hardware	
Processor	Intel® Atom™ Bay Trail E3845 1.91 GHz
RAM	4096 MB DDR3L
Mass storage	128 GByte industrial grade MLC SSD
Supply	
Power consumption	
AC	115/230 V AC, 0.4 ... 0.7 A, 50/60 Hz
DC	18 ... 36 V DC , 1.5 ... 3 A
Indicators/operating means	
Display	
Type	Liquid Crystal Display (LCD) with LED backlight
Screen diagonal	48.26 cm (19 inch)
Resolution	1280 x 1024 (SXGA) , Aspect ratio 5:4
Color depth	24 bit (16.7 M) color
Contrast	1000:1
Brightness	450 cd/m ² (nit)
Reading angle	175° in all directions
Life span	back lamp life: 50.000 hrs typical half life , at 25 °C (77 °F)
Input devices	
Touchscreen	optional: projective capacitive; 10 finger multi-touch, glove friendly

Release date: 2022-03-16 Date of issue: 2022-03-16 Filename: t187989_eng.pdf

Refer to "General Notes Relating to Pepperl+Fuchs Product Information".

Pepperl+Fuchs Group
www.pepperl-fuchs.com

USA: +1 330 486 0002
pa-info@us.pepperl-fuchs.com

Germany: +49 621 776 2222
pa-info@de.pepperl-fuchs.com

Singapore: +65 6779 9091
pa-info@sg.pepperl-fuchs.com

PEPPERL+FUCHS

Technical Data

Keyboard	Foil keyboard with different pointing device options available (see EXTA2 datasheet)
Interface	
Interface type	<p>Standard:</p> <ul style="list-style-type: none"> 1 x Ethernet 100/1000BASE-TX (Ex e) or 1 x fiber optic 1000BASE-SX (Multimode) or 1 x fiber optic 1000BASE-LX (Singlemode), 1 x USB 2.0 (Ex e), 2 x USB 1.1 (Ex i; intended for Pepperl+Fuchs keyboard and mouse), 1 x DC or AC power in (via power supply unit) <p>Optional:</p> <ul style="list-style-type: none"> 1 x barcode reader interface Pepperl+Fuchs Pscan-D/B (Ex i) <p>"interface 3": 1 x barcode reader interface for wired 1-D scanners IDM-160-D*, IDM-Z1-160-D* and base station IDMX61-B* and IDM-Z1-x61-B* (Ex i)</p> <p>"interface 4": 1 x barcode reader interface for wired 2-D Scanner IDM-Z1-260-D* (Ex i)</p> <p>"interface 5": 1 x RS-232 interface with Power Supply for miscellaneous devices and peripherals (Ex i)</p> <ul style="list-style-type: none"> 1 x RS-232 (Ex e) 1 x RS-485 (Ex e) 1 x Ethernet 100/1000Base-TX (Ex e) <p>Bluetooth v4.0, communication distance up to 30 m in open terrain, transmission power +8 dBm, transmission frequency 2.402 ... 2.48 GHz</p>
Directive conformity	
Electromagnetic compatibility	
Directive 2014/30/EU	EN 61326-1:2013 (industrial locations) non-Bluetooth products only
Radio and telecommunication terminal equipment	
Directive 2014/53/EU	EN 301 328 V2.1.1 EN 301 489-1 V2.1.1 EN 301 489-17 V3.1.1 Bluetooth products only
RoHS	
Directive 2011/65/EU (RoHS)	EN 50581:2012-09
Software	
Operating system	Microsoft® Windows® 10 IoT Enterprise x64
Ambient conditions	
Operating temperature	-20 ... 50 °C (-4 ... 122 °F)
Storage temperature	-20 ... 60 °C (-4 ... 140 °F)
Relative humidity	93% at 40°C, non-condensating, according to EN60068-2-78
Altitude	Operating altitude max. 2000 m
Shock resistance	18 shocks 15 g , 11 ms all axis, IEC 60068-2-27
Vibration resistance	10 ... 150 Hz, +/- 0.075 mm , 1g, 10 cycles per axis according to EN60068-2-6
Mechanical specifications	
Degree of protection	IP66 (individual components and entire system with housing)
Material	<p>Internal:</p> <ul style="list-style-type: none"> Panel: anodized aluminum (TCU, PSU), powder coated aluminum (DPU) <p>External:</p> <ul style="list-style-type: none"> Bezel: stainless steel AISI 304 (1.4301) System housing: stainless steel AISI 304 (1.4301), ground smooth, typical surface roughness Ra = 0.8 µm
Installation	<ul style="list-style-type: none"> Flush-mount installation (requires customized mounting kit) Panel-mount installation into system housing with bezel Panel-mount installation into cabinet with Bezel and standard mounting kit
Mass	panel with DC: 22 kg , panel with AC: 23 kg , system housing AG1: 19 kg
Dimensions	<ul style="list-style-type: none"> panel with DC: 524 mm x 453 mm x 120 mm panel with AC: 524 mm x 453 mm x 137 mm panel with AG1 housing: 582 mm x 490 mm x 224 mm
Data for application in connection with hazardous areas	
EU-type examination certificate	BVS 17 ATEX E 037 X
Marking	<ul style="list-style-type: none"> Ⓜ II 3G Ex ec [ib] q IIC T4 IP66 Gc Ⓜ II 3D Ex tc [ib] IIIC T85 °C IP66 Dc
Directive conformity	

Release date: 2022-03-16 Date of issue: 2022-03-16 Filename: t187989_eng.pdf

Refer to "General Notes Relating to Pepperl+Fuchs Product Information".

 Pepperl+Fuchs Group
www.pepperl-fuchs.com

 USA: +1 330 486 0002
pa-info@us.pepperl-fuchs.com

 Germany: +49 621 776 2222
pa-info@de.pepperl-fuchs.com

















 Singapore: +65 6779 9091
pa-info@sg.pepperl-fuchs.com

 **PEPPERL+FUCHS**

Technical Data

Directive 2014/34/EU	EN 60079-0:2012+A11:2013, EN 60079-7:2015, EN 60079-11:2012, EN 60079-31:2014
International approvals	
UL approval	E492874
Approved for	Class I, Division 2, Groups A, B, C, D T4; Zone 2, Group IIC T4 Class II, Division 2, Groups F, G T4; Zone 22, Group IIIB T85 Class III; Zone 22, Group IIIA T85
IECEX approval	IECEX BVS 17.0029X
Approved for	Ex ec [ib] q IIC T4 IP66 Gc Ex tc [ib] IIIC T85 °C IP66 Dc
Standards	IEC 60079-0:2011, IEC 60079-7:2015, IEC 60079-11:2011, IEC 60079-31:2013

Accessories

	DATL-FO-SM-LC-LC-15	Fiber Optic Single-Mode Breakout Cable
	DATL-FO-SM-LC-SC-15	Fiber Optic Single-Mode Breakout Cable
	PCU1200-*	Personal Computer Unit
	DPU1200-J2-19S*	Display Unit
	PSU1200-J2-AC-N0	AC Power Supply
	PSU1200-J2-DC-N0	DC Power Supply
	VisuNet GXP*	Mounting Options "StandardLine" and "BasicLine"
	VISUNET-RM-SHELL5-CC	VisuNet Control Center License Key for RM Shell 5
	VISUNET-RM-SHELL5-DRDC	DRDC License Key for RM Shell 5
	VISUNET-RM-SHELL5-PRO	PRO License Key for RM Shell 5
	DATL-FO-MM-*	Fiber Optic Multi-Mode Breakout Cable
	1002MC-SX	Gigabit Industrial Media Converter
	DATL-IDM-DB-S-XX00-N0	1 m connector cable for corded handheld reader with M12 connector to open cable end
	HOLDER-BRACKET-XX00-IDMx61-B-N	Stainless steel bracket to mount HOLDER IDMx61-B-J1-BT-N0 base station to AG-XX00 housing
	IDM-Z1-x60-D-*	Corded 1-D and 2-D Handheld Reader for Zone 1/21
	IDM-Z1-x61-B-J1-BT-N0	Base station for IDM-Z1-* (Zone 1/21)

Release date: 2022-03-16 Date of issue: 2022-03-16 Filename: t187989_eng.pdf

Refer to "General Notes Relating to Pepperl+Fuchs Product Information".




Pepperl+Fuchs Group
www.pepperl-fuchs.com

USA: +1 330 486 0002
pa-info@us.pepperl-fuchs.com

Germany: +49 621 776 2222
pa-info@de.pepperl-fuchs.com

Singapore: +65 6779 9091
pa-info@sg.pepperl-fuchs.com

Accessories

	IDM-Z1-x61-M-*	Bluetooth® 1-D and 2-D Handheld Reader for Zone 1/21
	SCANNER-HOLDER-U1-XX00-N0	Stainless steel holder for for IDM-Z1- handheld readers, compatible with AG-XX00 housing
	PCU1200-* (Intel (R) Atom Apollo Lake Processor)	Personal Computer Unit

Release date: 2022-03-16 Date of issue: 2022-03-16 Filename: t187989_eng.pdf

Refer to "General Notes Relating to Pepperl+Fuchs Product Information".

Pepperl+Fuchs Group
www.pepperl-fuchs.com

USA: +1 330 486 0002
pa-info@us.pepperl-fuchs.com

Germany: +49 621 776 2222
pa-info@de.pepperl-fuchs.com

Singapore: +65 6779 9091
pa-info@sg.pepperl-fuchs.com

Release date: 2022-03-16 Date of issue: 2022-03-16 Filename: t187989_eng.pdf

Refer to "General Notes Relating to Pepperl+Fuchs Product Information".

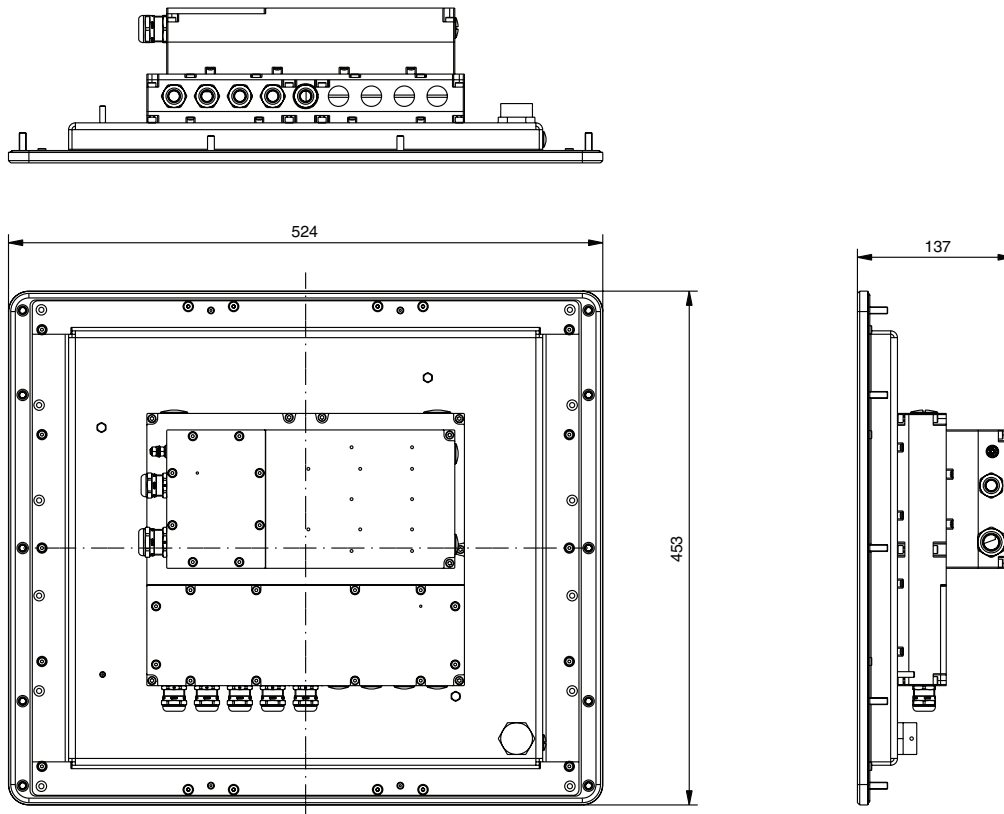
Pepperl+Fuchs Group
www.pepperl-fuchs.com

USA: +1 330 486 0002
pa-info@us.pepperl-fuchs.com

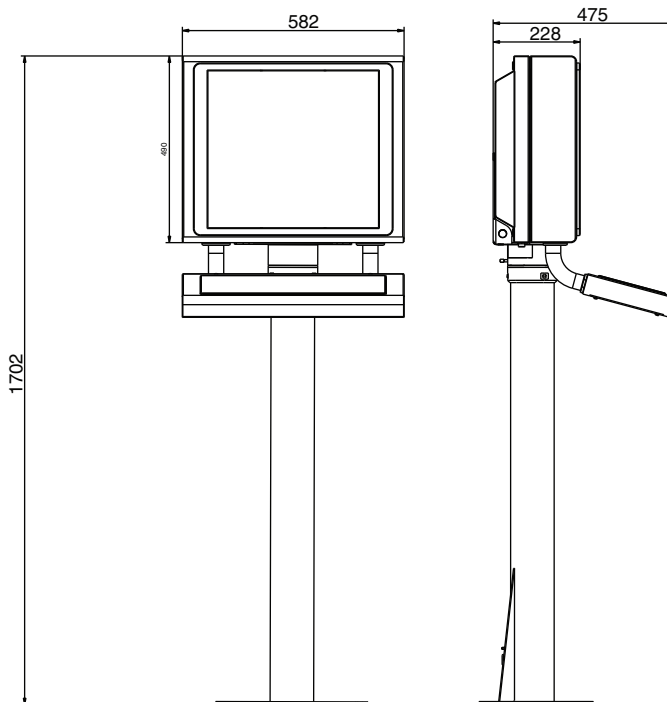
Germany: +49 621 776 2222
pa-info@de.pepperl-fuchs.com

Singapore: +65 6779 9091
pa-info@sg.pepperl-fuchs.com

Dimensions



Mounting Example: Enclosure, Pedestal, External Keyboard



Release date: 2022-03-16 Date of issue: 2022-03-16 Filename: t187989_eng.pdf

Refer to "General Notes Relating to Pepperl+Fuchs Product Information".

Pepperl+Fuchs Group
www.pepperl-fuchs.com

USA: +1 330 486 0002
pa-info@us.pepperl-fuchs.com

Germany: +49 621 776 2222
pa-info@de.pepperl-fuchs.com

Singapore: +65 6779 9091
pa-info@sg.pepperl-fuchs.com

pepperl+fuchs

Type Code VisuNet PC-GXP1100-19S*/PC-GXP1200-19S*

Model	Display Unit	Front Glass & Touch	Interfaces	Power Supply Unit	Interfaces	Module A	Module B	Computing Platform	Housing	Options
Model										
PC-GXP1100-	VisuNet GXP Personal Computer System; Zone 1/21									
PC-GXP1200-	VisuNet GXP Personal Computer System; Zone 2/22									
Display Unit										
	19S	19 inch, SXGA (1280 x 1024)								
Front Glass & Touch										
	N	Anti-glare security glass, no touch								
	C	Anti-glare security glass, projective capacitive 10-finger multitouch								
Interfaces										
	1-	5 x capacitive system front keys								
	2-	5 x capacitive system front keys and Bluetooth interface								
Power Supply Unit										
	D-	18 ... 36 V DC								
	A-	115/230 V AC, 50/60 Hz								
Interfaces										
	E	1 x 1000BASE-T LAN Ex e, 1x USB Ex e, 2x USB Ex i								
	S	1 x 1000BASE-SX fiber optic (Multimode), 1x USB Ex e, 2x USB Ex i								
	L	1 x 1000BASE-LX fiber optic (Singlemode), 1x USB Ex e, 2x USB Ex i								
Module A										
	N	No additional interface module								
	B	1 x TTY Ex i for barcode reader PSCAN-D/EX-Dragon and base station PSCAN-B								
	1	1 x RS-232 Ex e								
	2	1 x RS-485 Ex e								
	3	1 x Ex i interface for wired 1-D barcode readers IDM-160-D*, IDM-Z1-160-D-* and base station IDmx61-B-* and IDM-Z1-x61-B-*								
	4	1 x Ex i interface for 2-D barcode readers IDM-Z1-260-D-*								
	5	1 x RS-232 Ex i interface for miscellaneous devices and peripherals								
	E	1 x 1000BASE-T LAN Ex e								
Module B										
	N	No additional interface module								
	B	1 x TTY Ex i for barcode reader PSCAN-D/EX-Dragon and base station PSCAN-B								
	1	1 x RS-232 Ex e								
	2	1 x RS-485 Ex e								
	3	1 x Ex i interface for wired 1-D barcode readers IDM-160-D*, IDM-Z1-160-D-* and base station IDmx61-B-* and IDM-Z1-x61-B-*								
	4	1 x Ex i interface for 2-D barcode readers IDM-Z1-260-D-*								
	5	1 x RS-232 Ex i interface for miscellaneous devices and peripherals								
	E	1 x 1000BASE-T LAN Ex e								
Computing Platform										
	P2-	Intel Atom Bay Trail E3845 (1.91 GHz), 4 GB RAM, 128 GB SSD, Windows 10 IoT Enterprise x64								
Housing										
	NN-	No bezel, prepared for flush mounting								
	S2-	Bezel; prepared for panel mounting or into AG1 housing								
	H2-	Installed into EX1 AG1 housing (SS304), front opening, for pedestal/ceiling/wall-arm								
	H3-	Installed into EX1 AG1 housing (SS304), rear opening, for basic line pedestal only								
Options										
	N0-	Standard, no options								

Example: PC-GXP1100-19SN1-D-ENNP1-S2-N0

Release date: 2022-03-16 Date of issue: 2022-03-16 Filename: t187989_eng.pdf

Refer to "General Notes Relating to Pepperl+Fuchs Product Information".

Pepperl+Fuchs Group
www.pepperl-fuchs.com

USA: +1 330 486 0002
pa-info@us.pepperl-fuchs.com

Germany: +49 621 776 2222
pa-info@de.pepperl-fuchs.com

Singapore: +65 6779 9091
pa-info@sg.pepperl-fuchs.com



Release date: 2022-03-16 Date of issue: 2022-03-16 Filename: t187989_eng.pdf

Refer to "General Notes Relating to Pepperl+Fuchs Product Information".

Pepperl+Fuchs Group
www.pepperl-fuchs.com

USA: +1 330 486 0002
pa-info@us.pepperl-fuchs.com

Germany: +49 621 776 2222
pa-info@de.pepperl-fuchs.com

Singapore: +65 6779 9091
pa-info@sg.pepperl-fuchs.com