



# VisuNet GXP PC Zone 1/21 (2016 Generation)

## PC-GXP1100-22F\*

- 21.5" (54.61 cm) display
- 16:9 aspect ratio widescreen formatting to match engineering stations
- PC solution with pre-installed Windows® operating system
- Lightweight design
- Full HD Resolution
- Completely modular system for easy field maintainability
- Flush or bezel mounting options
- IP66 rating for each individual component and entire system with housing
- Certified for ATEX and IECEx Zone 1/21
- UL listed for USA and Canada

### VisuNet GXP PC Zone 1/21 (2016 Generation)



## Function

The VisuNet GXP PC (PC-GXP1100-22F\*/PC-GXP1200-22F\*) is a lightweight modular operator workstation for use in hazardous locations according to ATEX and IECEx Zone 1/21 as well as Class I and II, Division 2, and Class III. Certification for Class I, Zone 2; Class II, Zone 22; and Class III, Zone 22 is also available.

The system assembly consists of three core components that are fieldreplaceable by the customer.

The display unit (DPU1100-\*/DPU1200-\*) is a hazardous-location rated display panel with an optional 10 finger multitouch sensor. The display and touchsensor are optically bonded with the hardened front glass.

The PC unit (PCU1100-\*/PCU1200-\*) is a hazardous-location rated computing unit that runs a pre-installed Microsoft Windows operating system.

The PC unit allows users to install individual software packages such as SCADA applications to visualize and control their automation application. The power supply units (PSU1100-\*/PSU1200-\*) are hazardous-location rated power supplies that provide the PCU and DPU devices with 24 V DC power.

As a standard mounting option, a bezel is available that allows the panel to be mounted into the system housing or into a cabinet (requires mounting kit). The panel can also be flush-mounted into a cabinet from the back with additional mounting brackets.

## Technical Data

### General specifications

Type	Personal Computer
<b>Hardware</b>	
Processor	Intel® Atom™ Bay Trail E3845 1.91 GHz
RAM	4096 MB DDR3L
Mass storage	128 GByte industrial grade MLC SSD
<b>Supply</b>	
Power consumption	
AC	115/230 V AC, 0.4 ... 0.7 A, 50/60 Hz
DC	18 ... 36 V DC, 1.5 ... 3 A
<b>Indicators/operating means</b>	
Display	
Type	Liquid Crystal Display (LCD) with LED backlight
Screen diagonal	54.61 cm (21.5 inch)
Resolution	1920 x 1080 pixels (Full HD) Aspect ratio 16:9
Color depth	24 bit (16.7 M) color
Contrast	5000:1 (typically)
Brightness	300 cd/m <sup>2</sup> (nit)
Reading angle	175° in all directions
Life span	back lamp life: 50.000 hrs typical half life, at 25 °C (77 °F)

Release date: 2022-03-16 Date of issue: 2022-03-16 Filename: t1187990\_eng.pdf

Refer to "General Notes Relating to Pepperl+Fuchs Product Information".

Pepperl+Fuchs Group  
www.pepperl-fuchs.com

USA: +1 330 486 0002  
pa-info@us.pepperl-fuchs.com

Germany: +49 621 776 2222  
pa-info@de.pepperl-fuchs.com

Singapore: +65 6779 9091  
pa-info@sg.pepperl-fuchs.com

 PEPPERL+FUCHS

**Technical Data**

<b>Input devices</b>	
Touchscreen	optional: projective capacitive; 10 finger multi-touch, glove friendly
Keyboard	Foil keyboard with different pointing device options available (see EXTA2 datasheet)
<b>Interface</b>	
Interface type	<p>Standard:                      1 x Ethernet 100/1000BASE-TX (Ex e) or                      1 x fiber optic 1000BASE-SX (Multimode) or                      1 x fiber optic 1000BASE-LX (Singlemode),                      1 x USB 2.0 (Ex e),                      2 x USB 1.1 (Ex i; intended for Pepperl+Fuchs keyboard and mouse),                      1 x DC or AC power in (via power supply unit)</p> <p>Optional:                      1 x barcode reader interface Pepperl+Fuchs Pscan-D/B (Ex i)</p> <p>"interface 3": 1 x barcode reader interface for wired 1-D scanners IDM-160-D*, IDM-Z1-160-D-* and base station IDMx61-B-* and IDM-Z1-x61-B-* (Ex i)</p> <p>"interface 4": 1 x barcode reader interface for wired 2-D Scanner IDM-Z1-260-D-* (Ex i)</p> <p>"interface 5": 1 x RS-232 interface with Power Supply for miscellaneous devices and peripherals (Ex i)</p> <p>1 x RS-232 (Ex e)                      1 x RS-485 (Ex e)                      1 x Ethernet 100/1000Base-TX (Ex e)                      Bluetooth v4.0, communication distance up to 30 m in open terrain, transmission power +8 dBm, transmission frequency 2.402 ... 2.48 GHz</p>
<b>Directive conformity</b>	
Electromagnetic compatibility	
Directive 2014/30/EU	EN 61326-1:2013 (industrial locations) non-Bluetooth products only
Radio and telecommunication terminal equipment	
Directive 2014/53/EU	EN 301 328 V2.1.1 EN 301 489-1 V2.1.1 EN 301 489-17 V3.1.1 Bluetooth products only
RoHS	
Directive 2011/65/EU (RoHS)	EN 50581:2012-09
<b>Software</b>	
Operating system	Microsoft® Windows® 10 IoT Enterprise x64
<b>Ambient conditions</b>	
Operating temperature	-20 ... 50 °C (-4 ... 122 °F) Display might react sluggishly below 0 °C
Storage temperature	-20 ... 60 °C (-4 ... 140 °F)
Relative humidity	93% at 40°C, non-condensating, according to EN60068-2-78
Altitude	Operating altitude max. 2000 m
Shock resistance	18 shocks 15 g , 11 ms all axis, IEC 60068-2-27
Vibration resistance	10 ... 150 Hz, +/- 0.075 mm , 1g, 10 cycles per axis according to EN60068-2-6
<b>Mechanical specifications</b>	
Degree of protection	IP66 (individual components and entire system with housing)
Material	<p>Internal:                      Panel: anodized aluminum (TCU, PCU, PSU), powder coated aluminum (DPU)                      External:                      Bezel: stainless steel AISI 304 (1.4301)                      System housing: stainless steel AISI 304 (1.4301), bead blasted, typical surface roughness Ra = 0.8 µm</p>
Installation	<p>Flush-mount installation (requires customized mounting kit)                      Panel-mount installation into system housing with bezel                      Panel-mount installation into cabinet with Bezel and standard mounting kit</p>
Mass	<p>Panel (DPU with bezel, TCU, PSU DC): approx. 23 kg                      Panel (DPU with bezel, TCU, PSU AC): approx. 24 kg                      System housing (AG-XX00): approx. 11 kg</p>
Dimensions	<p>Panel (DPU with bezel, TCU, PSU DC): 625 mm x 459 mm x 120 mm                      Panel (DPU with bezel, TCU, PSU AC): 625 mm x 459 mm x 137 mm                      Panel with system housing: 625 mm x 459 mm x 173 mm                      Panel cut-out dimensions: 583 mm x 417 mm (installation surface)</p>











Release date: 2022-03-16 Date of issue: 2022-03-16 Filename: t187990\_eng.pdf

Refer to "General Notes Relating to Pepperl+Fuchs Product Information".

## Technical Data

Data for application in connection with hazardous areas	
EU-type examination certificate	BVS 17 ATEX E 036 X
Marking	Ⓜ II 2G Ex eb q ib [ib] IIC T4 IP66 Gb Ⓜ II 2D Ex tb [ib] IIC T85°C IP66 Db
Directive conformity	
Directive 2014/34/EU	EN 60079-0:2012+A11:2013, EN 60079-5:2015, EN 60079-7:2015, EN 60079-11:2012, EN 60079-31:2014
International approvals	
UL approval	E492874
Approved for	Class I, Division 2, Groups A, B, C, D T4; Zone 2, Group IIC T4 Class II, Division 2, Groups F, G T4; Zone 22, Group IIIB T85 Class III; Zone 22, Group IIIA T85
IECEX approval	IECEX BVS 17.0029X
Approved for	Ex eb q ib [ib] IIC T4 IP66 Gb Ex tb [ib] IIC T85°C IP66 Db
Standards	IEC 60079-0:2011, IEC 60079-5:2015, IEC 60079-7:2015, IEC 60079-11:2011, IEC 60079-31:2013

## Accessories

	<b>DATL-FO-SM-LC-LC-15</b>	Fiber Optic Single-Mode Breakout Cable
	<b>DATL-FO-SM-LC-SC-15</b>	Fiber Optic Single-Mode Breakout Cable
	<b>PCU1100-*</b>	Personal Computer Unit
	<b>DPU1100-J1-22F*</b>	Display Unit
	<b>PSU1100-J1-DC-N0</b>	DC Power Supply
	<b>PSU1100-J1-AC-N0</b>	AC Power Supply
	<b>Mounting Options</b>	Accessories for VisuNet GXP
	<b>1002MC-SX</b>	Gigabit Industrial Media Converter
	<b>DATL-FO-MM-*</b>	Fiber Optic Multi-Mode Breakout Cable
	<b>VISUNET-RM-SHELL5-CC</b>	VisuNet Control Center License Key for RM Shell 5
	<b>VISUNET-RM-SHELL5-DRDC</b>	DRDC License Key for RM Shell 5
	<b>VISUNET-RM-SHELL5-PRO</b>	PRO License Key for RM Shell 5
	<b>HOLDER-BRACKET-AG1-IDMx61-B-N0</b>	Stainless steel bracket to mount IDMx61-B-J1-BT-N0 base station to AG1 housing

Release date: 2022-03-16 Date of issue: 2022-03-16 Filename: t187990\_eng.pdf

Refer to "General Notes Relating to Pepperl+Fuchs Product Information".

Pepperl+Fuchs Group  
www.pepperl-fuchs.com








USA: +1 330 486 0002  
pa-info@us.pepperl-fuchs.com

Germany: +49 621 776 2222  
pa-info@de.pepperl-fuchs.com

Singapore: +65 6779 9091  
pa-info@sg.pepperl-fuchs.com

 **PEPPERL+FUCHS**

**Accessories**

	<b>DATL-IDM-DB-S-XX00-N0</b>	1 m connector cable for corded handheld reader with M12 connector to open cable end
	<b>IDM-Z1-x61-M-*</b>	Bluetooth® 1-D and 2-D Handheld Reader for Zone 1/21
	<b>IDM-Z1-x61-B-J1-BT-N0</b>	Base station for IDM-Z1-* (Zone 1/21)
	<b>IDM-Z1-x60-D-*</b>	Corded 1-D and 2-D Handheld Reader for Zone 1/21
	<b>SCANNER-HOLDER-U1-AG1-N0</b>	Stainless steel holder for for IDM-Z1- handheld readers, compatible with AG1 housing
	<b>1002MC-LX-10</b>	Gigabit Industrial Media Converter
	<b>PCU1100-* (Intel (R) Atom Apollo Lake Processor)</b>	Personal Computer Unit

Release date: 2022-03-16 Date of issue: 2022-03-16 Filename: t187990\_eng.pdf

Refer to "General Notes Relating to Pepperl+Fuchs Product Information".

Pepperl+Fuchs Group  
www.pepperl-fuchs.com

USA: +1 330 486 0002  
pa-info@us.pepperl-fuchs.com

Germany: +49 621 776 2222  
pa-info@de.pepperl-fuchs.com

Singapore: +65 6779 9091  
pa-info@sg.pepperl-fuchs.com

Release date: 2022-03-16 Date of issue: 2022-03-16 Filename: t187990\_eng.pdf

Refer to "General Notes Relating to Pepperl+Fuchs Product Information".

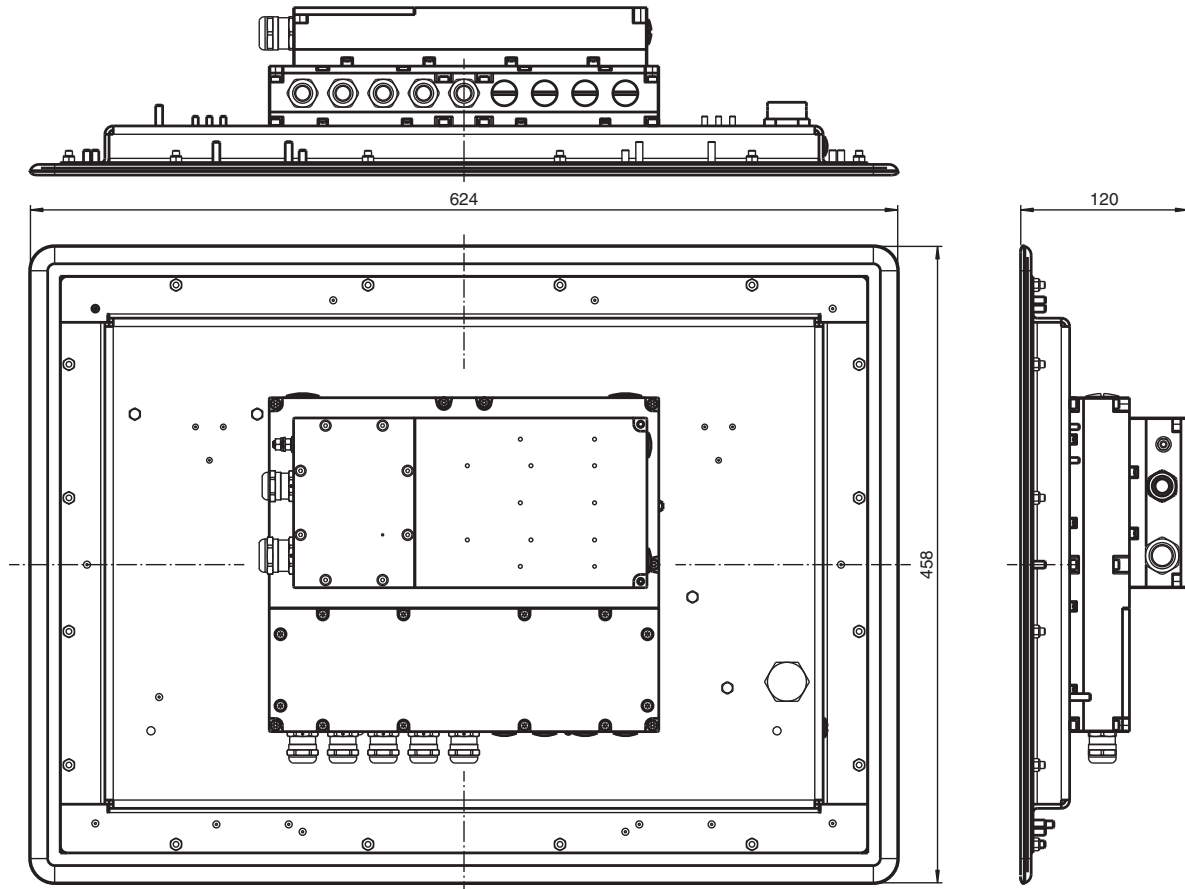
Pepperl+Fuchs Group  
www.pepperl-fuchs.com

USA: +1 330 486 0002  
pa-info@us.pepperl-fuchs.com

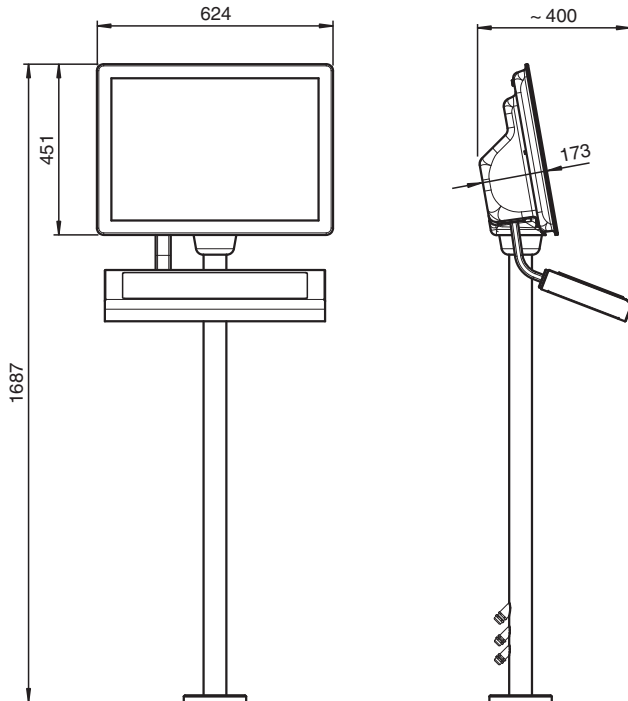
Germany: +49 621 776 2222  
pa-info@de.pepperl-fuchs.com

Singapore: +65 6779 9091  
pa-info@sg.pepperl-fuchs.com

**Dimensions**



**Mounting Example: Enclosure, Pedestal, External Keyboard**



Release date: 2022-03-16 Date of issue: 2022-03-16 Filename: t187990\_eng.pdf

Refer to "General Notes Relating to Pepperl+Fuchs Product Information".

**Type Code VisuNet PC-GXP1100-22F\*/PC-GXP1200-22F\***

Model	Display Unit	Front Glass & Touch	Interfaces	Power Supply Unit	Interfaces	Module A	Module B	Computing Platform	Housing	Options
<b>Model</b>										
<b>PC-GXP1100-</b>	VisuNet GXP Personal Computer System; Zone 1/21									
<b>PC-GXP1200-</b>	VisuNet GXP Personal Computer System; Zone 2/22									
<b>Display Unit</b>										
	<b>22F</b>	21.5 inch (16:9), Full HD (1920 x 1080)								
<b>Front Glass &amp; Touch</b>										
	<b>N</b>	Anti-glare security glass, no touch								
	<b>C</b>	Anti-glare security glass, projective capacitive 10-finger multitouch								
<b>Interfaces</b>										
	<b>1-</b>	5 x capacitive system front keys								
	<b>2-</b>	5 x capacitive system front keys and Bluetooth interface								
<b>Power Supply Unit</b>										
	<b>D-</b>	18 ... 36 V DC								
	<b>A-</b>	115/230 V AC, 50/60 Hz								
<b>Interfaces</b>										
	<b>E</b>	1 x 1000BASE-T LAN Ex e, 1x USB Ex e, 2x USB Ex i								
	<b>S</b>	1 x 1000BASE-SX fiber optic (Multimode), 1x USB Ex e, 2x USB Ex i								
	<b>L</b>	1 x 1000BASE-LX fiber optic (Singlemode), 1x USB Ex e, 2x USB Ex i								
<b>Module A</b>										
	<b>N</b>	No additional interface module								
	<b>B</b>	1 x TTY Ex i for barcode reader PSCAN-D/EX-Dragon and base station PSCAN-B								
	<b>1</b>	1 x RS-232 Ex e								
	<b>2</b>	1 x RS-485 Ex e								
	<b>3</b>	1 x RS-232 Ex i for barcode readers IDM160-* and IDMx61-B-*								
	<b>4</b>	1 x Ex i interface for wired 1-D barcode readers IDM-160-D*, IDM-Z1-160-D-* and base station IDMx61-B-* and IDM-Z1-x61-B-*								
	<b>5</b>	1 x RS-232 Ex i interface for miscellaneous devices and peripherals								
	<b>E</b>	1 x 1000BASE-T LAN Ex e								
<b>Module B</b>										
	<b>N</b>	No additional interface module								
	<b>B</b>	1 x TTY Ex i for barcode reader PSCAN-D/EX-Dragon and base station PSCAN-B								
	<b>1</b>	1 x RS-232 Ex e								
	<b>2</b>	1 x RS-485 Ex e								
	<b>3</b>	1 x Ex i interface for wired 1-D barcode readers IDM-160-D*, IDM-Z1-160-D-* and base station IDMx61-B-* and IDM-Z1-x61-B-*								
	<b>4</b>	1 x Ex i interface for 2-D barcode readers IDM-Z1-260-D-*								
	<b>5</b>	1 x RS-232 Ex i interface for miscellaneous devices and peripherals								
	<b>E</b>	1 x 1000BASE-T LAN Ex e								
<b>Computing Platform</b>										
	<b>P2-</b>	Intel Atom Bay Trail E3845 (1.91 GHz), 4 GB RAM, 128 GB SSD, Windows 10 IoT Enterprise x64								
<b>Housing</b>										
	<b>NN-</b>	No bezel, prepared for flush mounting								
	<b>S1-</b>	Bezel; prepared for panel mounting or into AG-XX00 housing								
	<b>H1-</b>	Installed into GXP AG-XX00 housing (SS304), front opening								
<b>Options</b>										
	<b>N0-</b>	Standard, no options								

Example: PC-GXP1100-22FN1-D-ENNP1-S2-N0

Release date: 2022-03-16 Date of issue: 2022-03-16 Filename: t187990\_eng.pdf