

6100 series pressure sensor

6100-MP-LPP-*



- Universal mounting in any orientation
- Measures internal pressures from 0 to 25 mbar
- 1 1/2 inch NPT process connection
- Intrinsically safe when connected to 6100 control unit

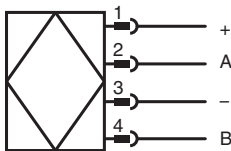
6100 series purge and pressurization system pressure sensor



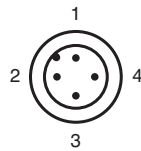
Function

The 6100-MP-LPP-* pressure sensor measures the low pressure section within a motor housing or enclosure. The sensor is connected via the included connector cable back to the 6100 series control unit. The 6100-MP-LPP-* provides accurate enclosure pressure for safe operation in hazardous areas. The sensor is intrinsically safe via the galvanic isolation barrier in the 6000 series EPCU. It can be mounted externally or inside the enclosure.

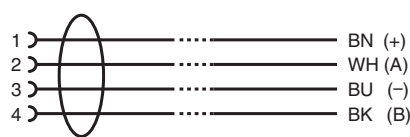
Connection



6100

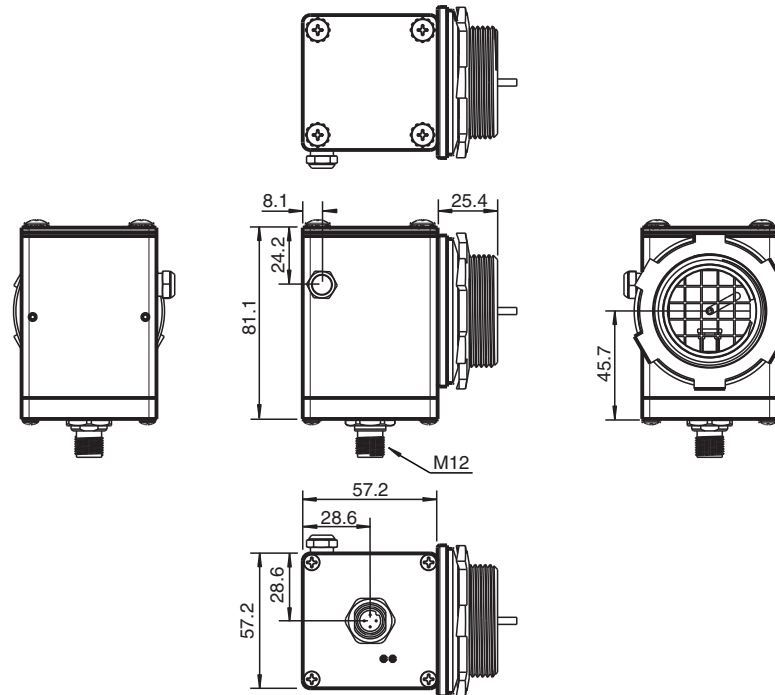


Cordset, M12, 4-pin, shielded



6100 LPP

Dimensions



Technical Data

General specifications	
Series	6100 Series
System	Ex pxb Purge
Hazardous environment	gas
Electrical specifications	
Connection	
Power	Intrinsically safe connection to the 6100 control unit
Signal	Bus connection to 6100 control unit
Connection	M12 connector, 4-pin, max length 30 m
Indicators/settings	
LED indication	power: green
Pneumatic parameters	
Maximum pressure	0 ... 25 mbar (0 ... 10 in wc) pressure range
Directive conformity	
Electromagnetic compatibility	
Directive 2014/30/EU	EN 61326-1:2013
RoHS	
Directive 2011/65/EU (RoHS)	EN IEC 63000:2018
Ambient conditions	
Ambient temperature	-20 ... 60 °C (-4 ... 140 °F)
Storage temperature	-30 ... 80 °C (-22 ... 176 °F)
Relative humidity	5 ... 95 %, noncondensing
Vibration resistance	10 ... 100 Hz, 1 g, all axes
Impact resistance	30 g, 11 ms, all axes
Mechanical specifications	
Material	5052 anodized aluminum, 6061T6 anodized aluminum
Installation	- any orientation to enclosure - not gravity dependent
Mass	approx. 0.5 kg (1.1 lb)

Release date: 2024-06-26 Date of issue: 2024-06-26 Filename: t192018_eng.pdf

Refer to "General Notes Relating to Pepperl+Fuchs Product Information".

Pepperl+Fuchs Group
www.pepperl-fuchs.com

USA: +1 330 486 0002
pa-info@us.pepperl-fuchs.com

Germany: +49 621 776 2222
pa-info@de.pepperl-fuchs.com

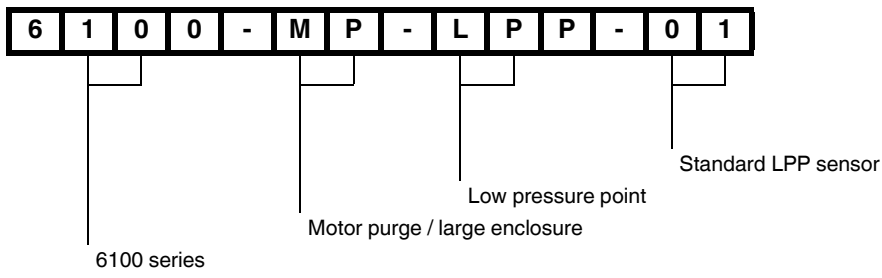
Singapore: +65 6779 9091
pa-info@sg.pepperl-fuchs.com

 PEPPERL+FUCHS

Technical Data

Dimensions	57.2 mm x 81.1 mm x 82.6 mm (2.3" x 3.2" x 3.3")
Height	146 mm
Width	127.5 mm
Depth	82.5 mm
Mounting	1 1/2" NPT knockout (50.8 mm (2") hole) with sealing washer and nut
Data for application in connection with hazardous areas	
Certificate	CML 19 ATEX 1425X
Marking	Ⓔ II 2 G Ex ib [pxb Gb] IIC T4 Gb
Directive conformity	
Directive 2014/34/EU	EN IEC 60079-0:2018 EN 60079-2:2014 EN 60079-11:2012
International approvals	
IECEx approval	IECEx CML 19.0156X Ex ib [pxb Gb] IIC T4 Gb
General information	
Supplementary information	EC-Type Examination Certificate, Statement of Conformity, Declaration of Conformity, Attestation of Conformity and instructions have to be observed where applicable. For information see www.pepperl-fuchs.com . Supplemental Standards : EN 61010-1:2010

Type Code



Release date: 2024-06-26 Date of issue: 2024-06-26 Filename: t192018_eng.pdf

Refer to "General Notes Relating to Pepperl+Fuchs Product Information".

Pepperl+Fuchs Group
www.pepperl-fuchs.com

USA: +1 330 486 0002
pa-info@us.pepperl-fuchs.com

Germany: +49 621 776 2222
pa-info@de.pepperl-fuchs.com

Singapore: +65 6779 9091
pa-info@sg.pepperl-fuchs.com