

Temperature Multi-Input Junction Box, Polyester (GRP)



F.TI0.P12.*08.F.0.***.***.**00



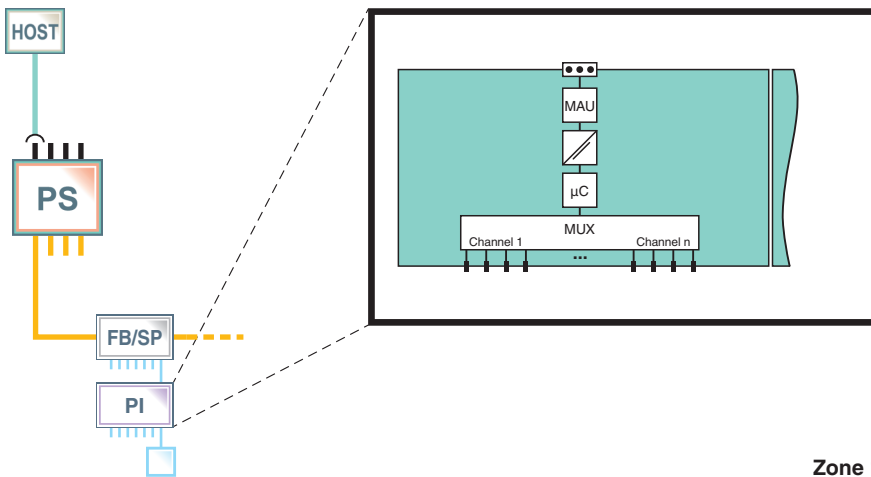
- 8 channel universal temperature interface
- Glass fiber reinforced polyester, impact resistant, IP66
- Configurable cable entries for bus lines and field signal lines
- International approvals
- For FOUNDATION Fieldbus H1
- Installation in Zone 1 and Zone 2



Function

This fieldbus junction box holds a temperature multi-input device for transferring signals from resistance temperature measuring sensors and thermocouples, as well as resistance and millivolt signals via FOUNDATION Fieldbus H1. The fieldbus junction box with 8 inputs can be installed in Zone 1 with sensors located in Zone 0. Glass fiber-reinforced polyester provides corrosion resistance and is light weight. The surface resistance avoids electrostatic charge. Bus and field signal line entries can be chosen individually from a range of cable glands and stopping plugs. A breather is included by default. Tag plate and grounding bar are available as options. This junction box is available pre-wired, with all accessories, for fast ordering, delivery, site installation, and commissioning.

Connection



Technical Data

General specifications	
Design / Mounting	Outside installation
Installed components	Temperature Multi-Input Device RD0-TI-Ex8.FF.ST For technical data on installed electronic component see data sheet.
Conformity	
Degree of protection	EN 60529
Impact resistance	EN 60079-0
Ambient conditions	
Ambient temperature	-30 ... 55 °C (-22 ... 131 °F) , (extended temperature range available on request)
Storage temperature	-40 ... 70 °C (-40 ... 158 °F)

Release date: 2021-01-12 Date of issue: 2021-01-12 Filename: t47957_eng.pdf

Refer to "General Notes Relating to Pepperl+Fuchs Product Information".

Pepperl+Fuchs Group
www.pepperl-fuchs.com

USA: +1 330 486 0002
pa-info@us.pepperl-fuchs.com

Germany: +49 621 776 2222
pa-info@de.pepperl-fuchs.com


Singapore: +65 6779 9091
pa-info@sg.pepperl-fuchs.com

PEPPERL+FUCHS


Technical Data

Relative humidity	< 75 % (annual mean) < 95 % (30 d/year), no moisture condensation
Impact resistance	7J
Mechanical specifications	
Enclosure cover	detachable cover with retaining screws
Degree of protection	IP66
Cable entry	cable gland and stopping plug options see separate table
Material	
Housing	polyester , impact resistant, glass fiber reinforced
Surface	black molded finish (RAL 9005)
Surface resistance	< 10 ⁹ Ω
Water absorption	< 6 %
Seal	silicone , one-piece
Grounding plate	brass
Material thickness	grounding plate: 3 mm
Dimensions	(W x H x D) 271 x 271 x 136 mm (1 x RD0-TI-Ex8.FF.ST)
Mounting	thru-holes Ø6.5 mm
Grounding	grounding bolt M6 , Stainless steel
Data for application in connection with hazardous areas	
EU-Type Examination Certificate	PTB 07 ATEX 1061 X (assembled Junction Box) , for additional certificates see www.pepperl-fuchs.com
Marking	Ⓢ II 2(1)G Ex ia [ia Ga] IIC T4 Gb Ⓢ II 2(1)D Ex tb [ia Da] IIIC T135°C Db
Certificate	PTB 17 ATEX 1011 X (assembled Junction Box) , for additional certificates see www.pepperl-fuchs.com
Marking	Ⓢ II 3G Ex ic IIC T4 Gc Ⓢ II 3G Ex nA IIC T4 Gc Ⓢ II 3D Ex tc IIIC T135°C Dc
Directive conformity	
Directive 2014/34/EU	EN 60079-0:2012 , EN 60079-11:2012 , EN 60079-15:2010 , EN 60079-31:2014
International approvals	
IECEX approval	IECEX PTB 07.0036 X , Zone 1 , suitable Junction Box on request IECEX PTB 09.0016 X , Zone 2 , suitable Junction Box on request
INMETRO	TÜV 13.1143
General information	
Supplementary information	EC-Type Examination Certificate, Statement of Conformity, Declaration of Conformity, Attestation of Conformity and instructions have to be observed where applicable. For information see www.pepperl-fuchs.com .

Assembly



Matching System Components

	<p>RD0-TI-Ex8.FF.*</p>	
---	-------------------------------	--

Product Versions

Cable Gland Versions

Type	Cable gland					Stopping plug		
	GP2	GB2	GS2	GN2	GA2	H02	H03	H04
Mechanical specifications								
Protection degree	IP66	IP66	IP66	IP66	IP66	IP66	IP66	IP66
Material	polyamide	nickel-plated brass	stainless steel	nickel plated brass	stainless steel	polyamide	nickel-plated brass	stainless steel
Thread	M20	M20	M20	M20	M20	M20	M20	M20
Inner sheath (mm)	-	-	-	7 ... 12	7 ... 12	-	-	-
Outer sheath (mm)	5.5 ... 13	3 ... 12	3 ... 12	10 ... 16	10 ... 16	-	-	-
Cable								
Suitable for armored cable	no	no	no	yes	yes	-	-	-
Data for application in conjunction with hazardous areas								
Type of protection	Ex e	Ex de	Ex de	Ex de	Ex de	Ex e	Ex de	Ex de

Type Code

Electronic type

F.TI0 Enclosure solution for RD0-TI-Ex8.FF.ST

Enclosure material

P Glass-fiber reinforced polyester, IP66

Number of installed devices

12.A08 1 x RD0-TI-Ex8.FF.ST for installation in Zone 1

12.B08 1 x RD0-TI-Ex8.FF.ST for installation in Zone 2

Fieldbus type

F Suitable for FOUNDATION Fieldbus H1

Spur terminals

0 Spurs directly wired to RD0-TI-Ex8.FF.ST

Bus line entries

Field signal line entries

- GP2** **GP2** Cable gland M20, polyamide, Ex e, IP66
- GB2** **GB2** Cable gland M20, nickel plated brass, Ex e, IP66
- GS2** **GS2** Cable gland, M20, stainless steel, Ex e, IP66
- GN2** **GN2** Cable gland M20, nickel plated brass, Ex de, IP66, for armored cable
- GA2** **GA2** Cable gland M20, stainless steel, Ex de, IP66, for armored cable
- H02** **H02** Stopping plug M20, polyamide, Ex e, IP66
- H03** **H03** Stopping plug M20, nickel plated brass, Ex de, IP66
- H04** **H04** Stopping plug M20, stainless steel, Ex de, IP66

Tag plate

- A** Tag plate, traffolyte, 120 x 30 mm
- B** Tag plate, stainless steel, 120 x 30 mm
- 0** No tag plate

Grounding bar

- 1** Grounding bar 10 x 3 mm, equipped with grounding terminals
- 0** No grounding bar installed

F.TI0	.	P	.	F	.	0	0	.	0
-------	---	---	---	---	---	---	---	---	---	---	---	---	---	---	---	---

Predefined characters indicate pre-set attributes.

Release date: 2021-01-12 Date of issue: 2021-01-12 Filename: t47957_eng.pdf